

DESIGN ENVELOPE 6800 G | COMMERCIAL WATER BOOSTER | 1560202- 1460202s | SUBMITTAL

File No: 106.03811EC
Date: APRIL 24, 2018
Supersedes: NEW
Date: NEW

Job: _____ Representative: _____
 _____ Order by: _____ Date: _____
 Engineer: _____ Submitted by: _____ Date: _____
 Contractor: _____ Approved by: _____ Date: _____

PUMP DESIGN DATA

No. of pumps: 5 Tag: _____ Series: 4700
 Total package capacity: _____ L/s (m³/h)
 Pump capacity: _____ L/s (m³/h)
 Head: _____ Bar (m) Liquid: _____
 Construction: Stainless steel 304

CONNECTION ORIENTATION

Suction Right* Left*
 Discharge Right* Left*

* When facing control panel

DRIVE DATA

Enclosure: IP66
 EMI/RFI control: Integrated filter designed to meet EN61800-3
 Harmonic suppression: Integrated DC link reactors
 Cooling: Fan-cooled through back channel
 Ambient temperature: -10°C to +45°C up to 1000 meters

OPTIONAL EQUIPMENT

Duty standby discharge transducer: Yes No
 BMS communication: BACnet MS/TP BACnet IP
 LonWorks
 Float switch: Yes No
 AV kit: No Potable water untied
 Potable water tied
 Overhead break tank: Yes No

SYSTEM CONSTRUCTION DATA

System description: Quintuplex
 Model: _____
 Header connections: Flanged
 Piping material: Stainless steel 304
 Valve type: Ball valve/butterfly valve and Check valve
 Setup: All duty Duty standby

MOTOR DESIGN DATA

kW: 7.5 RPM: 3600 Frame size: 112 Enclosure: TEFC
 Power supply: 400/3/50 V Efficiency: IE5

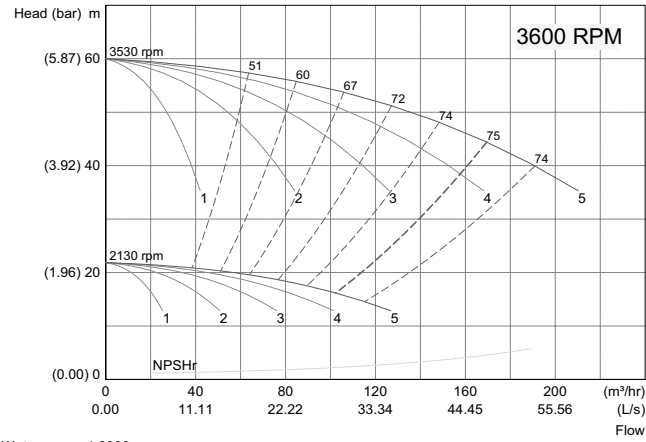
CONTROL PANEL SPECIFICATIONS

Enclosure rating: IP55
 HMI: Colour touch screen
 Low suction shutdown
 Main disconnect with interlock
 Fused motor protection
 Power on indication
 Motor run indication
 No-flow shutdown and automatic alternation
 Soft fill mode
 Pressure setback mode
 Field adjustable set points, alarms
 Flash memory storage
 Suction transducer included
 Modbus RTU serial communication

DESIGN ENVELOPE CAPABILITY DATA

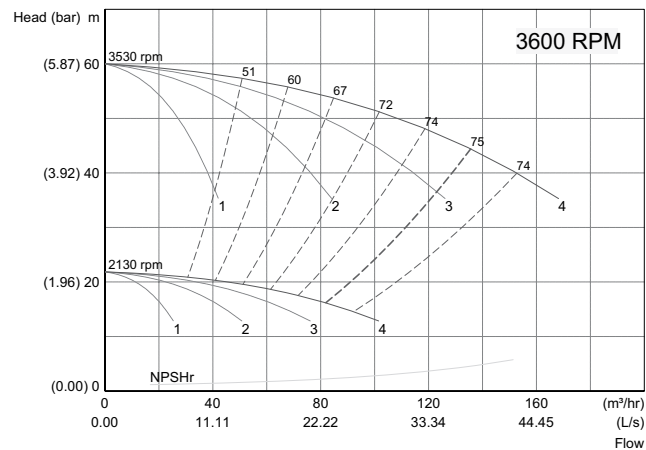
ENVELOPE CURVE NUMBER	PUMP	PRESSURE RATING in bar	MAX WORKING PRESSURE in bar	EACH MOTOR in kW	SUCTION E	DISCHARGE F	FLC in Amps
<input type="checkbox"/> 1560202	<input type="checkbox"/> 1460202S	VMS-25:02	PN16	5.88	DN 150	DN 150	15.8

I560202



Water, spgr= 1.0000

I460202S



Water, spgr= 1.0000

DIMENSION DATA

I560202 I460202S

A: 1955 (76.97)

B: 1560 (61.42)

C: 940 (37.01)

D: 700 (27.56)

G: 171 (6.72)

H: 390 (15.35)

J: 533 (20.99)

K: 923 (36.35)

L: 1208 (47.57)

M: 2024 (79.69)

N: 497 (19.57)

P: 478 (18.80)

R: 520 (20.47)

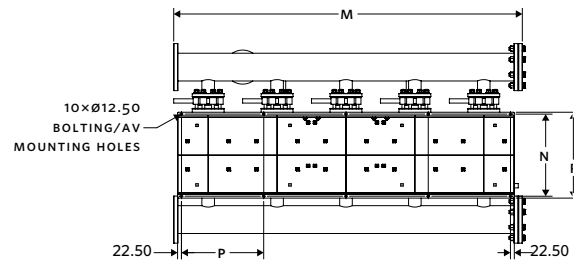
T: 23 (0.91)

WEIGHT: 855.0 (1885)

Dimensions - mm (inches)

Weight - kg (lbs)

Note: Tolerances are 12 mm (± 1/2") unless otherwise specified.



TORONTO

+1 416 755 2291

BUFFALO

+1 716 693 8813

BIRMINGHAM

+44 (0) 8444 145 145

MANCHESTER

+44 (0) 8444 145 145

BANGALORE

+91 (0) 80 4906 3555

SHANGHAI

+86 (0) 21 5237 0909

