

DESIGN ENVELOPE 4300 VIL | 4015-001.1 | SUBMITTAL

File No: 100.4001UK
Date: AUGUST 14, 2015
Supersedes: 100.4001UK
Date: SEPTEMBER 11, 2013

Job: _____ Representative: _____

Order No: _____ Date: _____

Engineer: _____ Submitted by: _____ Date: _____

Contractor: _____ Approved by: _____ Date: _____

PUMP DESIGN DATA

No. of pumps: _____ Tag: _____

Liquid: _____ Viscosity: _____

Temperature: _____ °C (°F) Specific gravity: _____

Suction: 40mm (1.5") Discharge: 40mm (1.5")

DE PUMPING UNIT CAPACITY

OPERATING POINT	LPS	m ³ /h	METERS
Full capability at maximum efficiency	3.9	13.9	15.4
Design point			
Average part load based on default load profile			

MOTOR DESIGN DATA

Power: 1.1 kW Speed: 2-POLE Enclosure: TEFC

Volts: _____ Hertz: 50 Hz Phase: 3

Efficiency: IE2 Frame size: _____

MAXIMUM PUMP OPERATING CONDITIONS

PN 16

16 bars at 149°C (232 psig at 300°F)

7 bars at 150°C (100 psig at 300°F)

PN 25

25 bars at 149°C (375 psig at 300°F)

21 bars at 150°C (260 psig at 300°F)

MECHANICAL SEAL DESIGN DATA

See file no. 43.50 for standard mechanical seal details as indicated below

Armstrong seal reference number

c1 (a) Others: _____

CONTROLS DATA

Sensorless Control: Standard

Minimum system pressure to be maintained: _____ m (ft)*

Orientation: L1 (default) L2 L3 L4

Protocol (standard): Modbus RTU BACnet™ MS/TP
 Johnson® N2 Siemens® FLN

Protocol (optional): LonWorks®

Enclosure: Indoor - IP55
 Outdoor - IP66

Fused disconnect switch: N/A

EMI/RFI control: Integrated filter designed to meet EN61800-3

Harmonic suppression: Dual dc-link reactors (Equivalent: 5% AC line reactor) Supporting IEEE 519-1992 requirements**

Cooling: Fan-cooled through back channel

Ambient temperature: -10°C to +45°C up to 1000 meters above sea level (-14°F to +113°F, 3300 ft)

Analog I/O: Two current or voltage inputs, one current output

Digital I/O: Six programmable inputs (two can be configured as outputs)

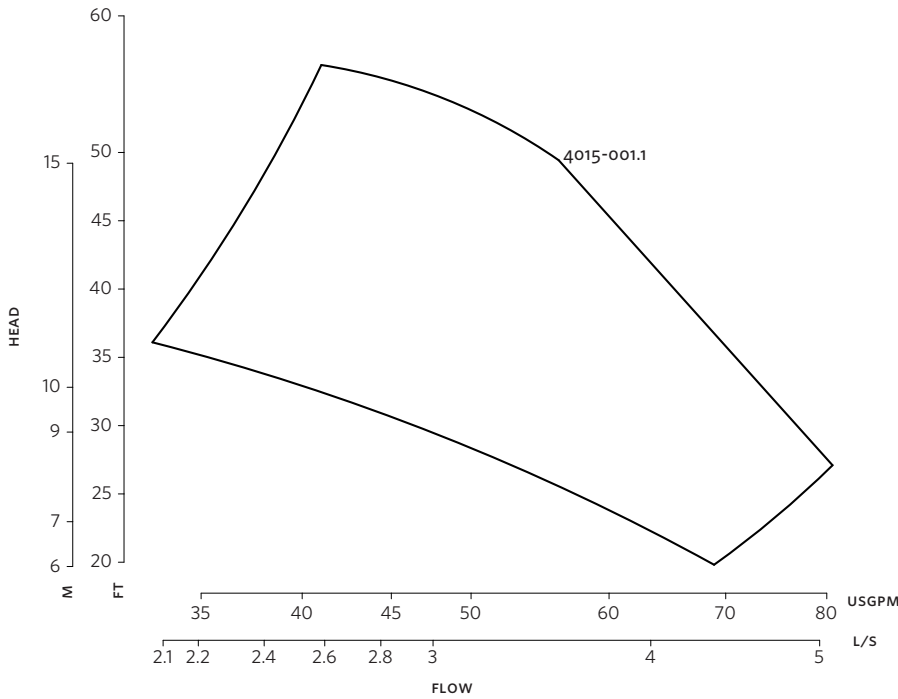
Pulse inputs: Two programmable

Relay outputs: Two programmable

Communication port: 1-RS485, 1-USB

*If minimum maintained system pressure is not known: Default to 40% of design head

**The iVS 102 drive is a low harmonic drive via built-in DC line reactors. This does not guarantee performance to any system wide harmonic specification or the costs to meet a system wide specification. If supplied with the system electrical details, Armstrong will run a computer simulation of the system wide harmonics. If system harmonic levels are exceeded Armstrong can also recommend additional harmonic mitigation and the costs for such mitigation.

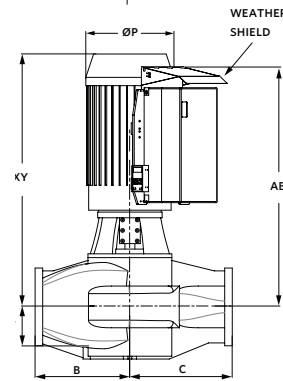
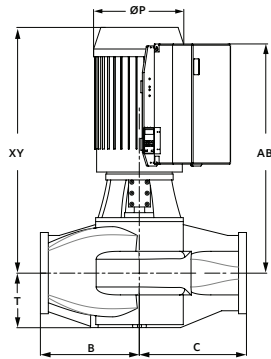
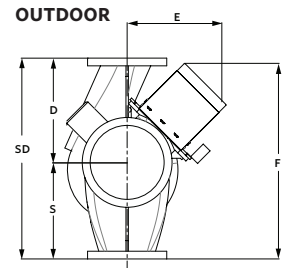
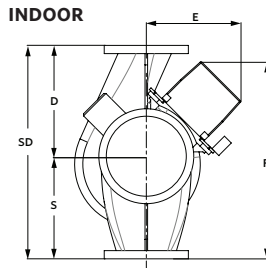


DIMENSION DATA

	INDOOR (IP55)	OUTDOOR (IP66)
Frame size:	80	80
Size:	4015-001.1	4015-001.1
kW:	1.1	1.1
RPM:	3000	3000
AB:	709(27.91)	709(27.91)
B:	98(03.94)	98(03.94)
C:	96(03.86)	96(03.86)
D:	184(07.24)	184(07.24)
E:	281(11.15)	281(11.15)
F:	281(11.15)	281(11.15)
P:	156(06.14)	156(06.14)
S:	178(07.00)	178(07.00)
SD:	362(14.34)	362(14.34)
T:	108(04.34)	108(04.34)
XY:	505(19.97)	505(19.97)
Weight:	78.70(173)	78.70(173)

Performance curves are for reference only.
Confirm current performance data with Armstrong ACE Online selection software.

- Dimensions - mm (inch)
- Weight - kg (lbs)
- Tolerance of ± 3 mm (± 0.125 ") should be used
- For exact installation, data please write factory for certified dimensions



TORONTO
+1 416 755 2291

BUFFALO
+1 716 693 8813

BIRMINGHAM
+44 (0) 8444 145 145

MANCHESTER
+44 (0) 8444 145 145

BANGALORE
+91 (0) 80 4906 3555

SHANGHAI
+86 21 3756 6696