

## Series 4030 End Suction Base Mounted

# 4 x 3 x 8

# SUBMITTAL

JOB: _____	REPRESENTATIVE: _____
ENGINEER: _____	ORDER NO: _____ DATE: _____
CONTRACTOR: _____	SUBMITTED BY: _____ DATE: _____
	APPROVED BY: _____ DATE: _____

PUMP DESIGN DATA	
NO. OF PUMPS:	TAG:
CAPACITY: m <sup>3</sup> /h (L/s)	HEAD: m (ft)
LIQUID:	VISCOSITY:
TEMPERATURE: °C (°F)	SPECIFIC GRAVITY:
SUCTION: 100 mm (4") Flanged	DISCHARGE: 75 mm (3") Flanged

MOTOR DESIGN DATA	
HP:	RPM:
FRAME SIZE:	ENCLOSURE:
VOLTS:	HERTZ: 50 Hz
EFFICIENCY*: <input type="checkbox"/> NEMA Premium (12.12)	<input type="checkbox"/> Other _____ %

\*Fractional power & Frame 56 motors are supplied with the standard efficiency of the manufacturer.

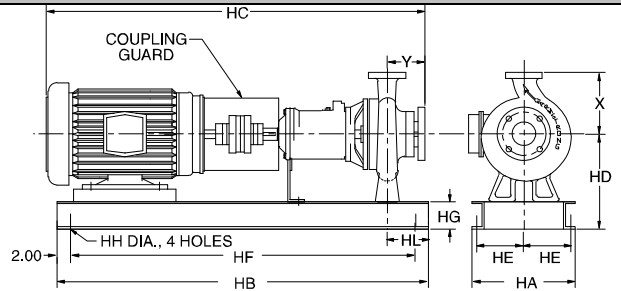
MATERIALS OF CONSTRUCTION				
ANSI FLANGE RATING	<input type="checkbox"/> ANSI 125		<input type="checkbox"/> ANSI 250	
CONSTRUCTION	<input type="checkbox"/> BF	<input type="checkbox"/> AI	<input type="checkbox"/> BF	<input type="checkbox"/> AI
IMPELLER	BRONZE	CAST IRON	BRONZE	CAST IRON
CASING	CAST IRON		DUCTILE IRON	
GASKET	CONFINED NON-ASBESTOS FIBER			
BEARING FRAME	CAST IRON			
ANTI-FRICTION BEARINGS	PERMANENTLY LUBRICATED			
SHAFT	CARBON STEEL			
SHAFT SLEEVE	STAINLESS STEEL			
COUPLER	WOODS SURE FLEX OR EQUAL			
COUPLER GUARD	STEEL OSHA			
BASEPLATE	FABRICATED STEEL			
<b>MAX. PUMP OPERATING CONDITIONS</b>	12 bars at 66°C (175 psig at 150°F)		20 bars at 65°C (300 psig at 150°F)	
	10 bars at 121°C (140 psig at 250°F)		14 bars at 121°C (210 psig at 250°F)	

- TOLERANCE OF ±3 mm (±0.125") SHOULD BE USED
- FOR EXACT INSTALLATION DATA PLEASE WRITE FACTORY FOR CERTIFIED DIMENSIONS
- SEE PERFORMANCE CURVES ON PAGE 2
- PUMP EQUIPPED WITH CASING DRAIN PLUG AND 1/4" NPT SUCTION AND DISCHARGE GAUGE PORTS

MECHANICAL SEAL DESIGN DATA		
FLUID TYPE	NON-POTABLE	POTABLE (DRINKING) WATER
SEAL TYPE	2A	
ROTATING FACE	ANTIMONY LOADED CARBON	RESIN BONDED CARBON
STATIONARY SEAT	SILICON CARBIDE	
SECONDARY SEAL	VITON	EPDM
SPRING	STAINLESS STEEL	
ROTATING HARDWARE	STAINLESS STEEL	

### OPTIONAL EQUIPMENT

FOR PERFORMANCE CURVES SEE PAGE 2



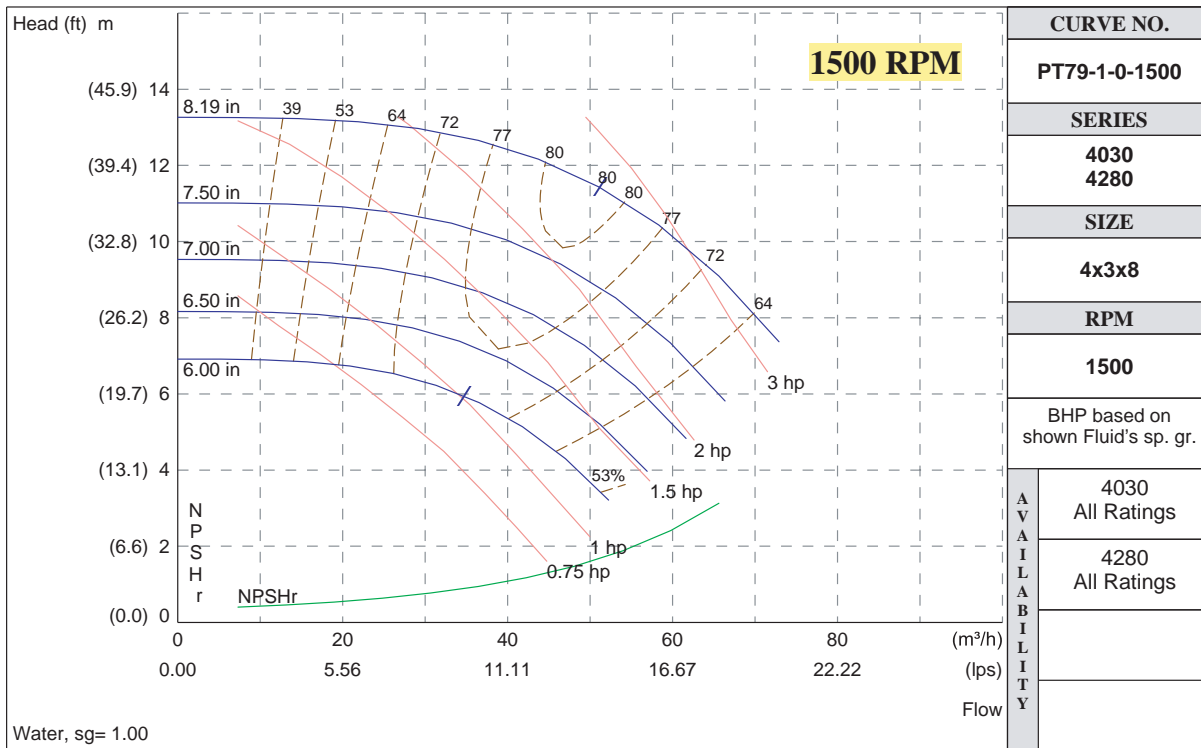
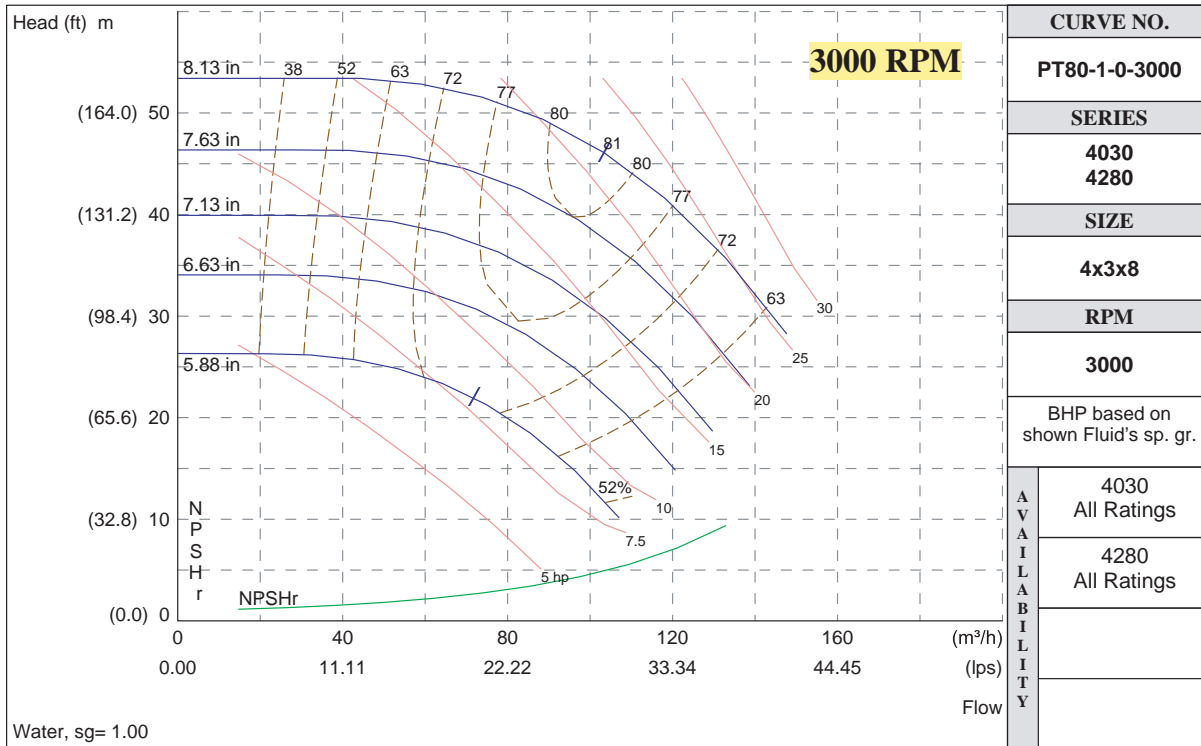
MOTOR HORSEPOWER					MAX. DIMENSIONS mm (inches)											MAX. ASSEMBLY WEIGHT*
ODP		TEFC		FRAME	ODP / TEFC											kg (lbs.)
3000	1500	3000	1500		HA	HB	HC	HD	HE	HF	HG	HH	HL	X	Y	
---	1	---	1	143T	356 (14.00)	762 (30.00)	712 (28.03)	260 (10.25)	162 (6.38)	660 (26.00)	76 (3.00)	19 (0.75)	114 (4.50)	279 (11.00)	102 (4.00)	79.5 (175)
---	1.5 & 2	---	1.5 & 2	145T	356 (14.00)	762 (30.00)	712 (28.03)	260 (10.25)	162 (6.38)	660 (26.00)	76 (3.00)	19 (0.75)	114 (4.50)	279 (11.00)	102 (4.00)	79.5 (175)
---	3	---	3	182T	356 (14.00)	762 (30.00)	780 (30.72)	260 (10.25)	162 (6.38)	660 (26.00)	76 (3.00)	19 (0.75)	114 (4.50)	279 (11.00)	102 (4.00)	92.6 (204)
7.5	5	---	5	184T	356 (14.00)	762 (30.00)	780 (30.72)	260 (10.25)	162 (6.38)	660 (26.00)	76 (3.00)	19 (0.75)	114 (4.50)	279 (11.00)	102 (4.00)	95.3 (210)
10	---	7.5	---	213T	356 (14.00)	838 (33.00)	874 (34.40)	260 (10.25)	162 (6.38)	737 (29.00)	76 (3.00)	19 (0.75)	114 (4.50)	279 (11.00)	102 (4.00)	111.2 (245)
15	---	10	---	215T	356 (14.00)	838 (33.00)	874 (34.40)	260 (10.25)	162 (6.38)	737 (29.00)	76 (3.00)	19 (0.75)	114 (4.50)	279 (11.00)	102 (4.00)	118.0 (260)
20	---	15	---	254T	406 (16.00)	1143 (45.00)	1105 (43.51)	286 (11.25)	187 (7.38)	1041 (41.00)	76 (3.00)	19 (0.75)	114 (4.50)	279 (11.00)	102 (4.00)	172.5 (380)
25	---	20	---	256T	406 (16.00)	1143 (45.00)	1105 (43.51)	286 (11.25)	187 (7.38)	1041 (41.00)	76 (3.00)	19 (0.75)	114 (4.50)	279 (11.00)	102 (4.00)	181.6 (400)
30	---	25	---	284TS	483 (19.00)	1219 (48.00)	1143 (45.01)	311 (12.25)	225 (8.88)	1118 (44.00)	102 (4.00)	19 (0.75)	114 (4.50)	279 (11.00)	102 (4.00)	190.7 (420)
---	---	30	---	286TS	483 (19.00)	1219 (48.00)	1143 (45.01)	311 (12.25)	225 (8.88)	1118 (44.00)	102 (4.00)	19 (0.75)	114 (4.50)	279 (11.00)	102 (4.00)	222.5 (490)

\*Assembly weight combines pump and motor.



## PERFORMANCE CURVES

Performance Guaranteed Only At Operating Point Indicated



Armstrong Integrated Limited  
 Wenlock Way  
 Manchester  
 United Kingdom, M12 5JL  
 T: +44 (0) 8444 145 145  
 F: +44 (0) 8444 145 146

S. A. Armstrong Limited  
 23 Bertrand Avenue  
 Toronto, Ontario  
 Canada, M1L 2P3  
 T: 416-755-2291  
 F: 416-759-9101



© S.A. Armstrong Limited 2011

For Armstrong locations worldwide, please visit [www.armstrongintegrated.com](http://www.armstrongintegrated.com)