

Series 4700 Vertical Multistage Pump

VMS 180

SUBMITTAL

JOB: _____ REPRESENTATIVE: _____

ENGINEER: _____ ORDER NO: _____ DATE: _____

CONTRACTOR: _____ SUBMITTED BY: _____ DATE: _____

APPROVED BY: _____ DATE: _____

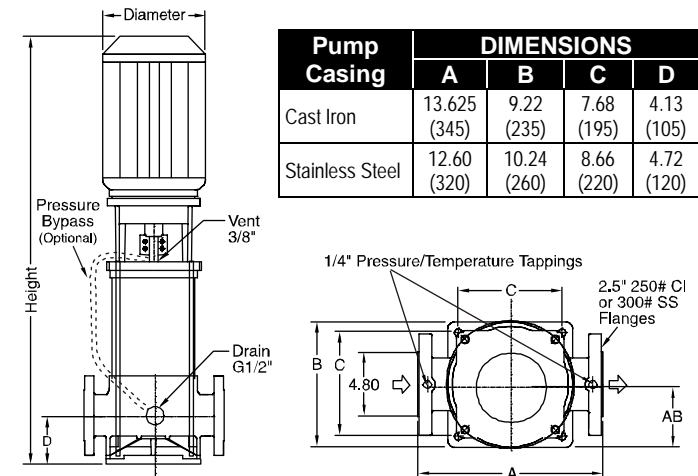
PUMP DESIGN DATA			
NO. OF PUMPS:			
TAG:			
CAPACITY:	USgpm (L/s, m³/h)	HEAD:	ft.(m)
LIQUID:		VISCOSITY:	
TEMPERATURE:		SPECIFIC GRAVITY:	

MOTOR DESIGN DATA	
HP:	RPM: 3600
FRAME SIZE:	ENCLOSURE: <input type="checkbox"/> ODP <input type="checkbox"/> TEFC
VOLTS:	HERTZ: 60 PHASE:
EFFICIENCY:	<input type="checkbox"/> STANDARD (ePact or NRCan) <input type="checkbox"/> PREMIUM (ePact 'PLUS' or NRCan 'PLUS')

MATERIALS OF CONSTRUCTION	
ANSI FLANGE RATING	<input type="checkbox"/> CAST IRON - CLASS 250
PUMP CASING	<input type="checkbox"/> STAINLESS STEEL - CLASS 300
IMPELLERS	304 STAINLESS STEEL
STAGE CASING	304 STAINLESS STEEL
DIFFUSERS	304 STAINLESS STEEL
PUMP SHAFT	AISI 316L STAINLESS STEEL
JACKET TUBE	STAINLESS STEEL
OTHER COMPONENTS	
INTERMEDIATE BEARING	TUNGSTEN CARBIDE
"O" RINGS	EPDM
MOTOR PEDESTAL	CAST IRON
PUMP BASE	CAST IRON
MECHANICAL SEAL FACES	CARBON & SILICON CARBIDE (STD.)
BYPASS (OPTIONAL)	<input type="checkbox"/> 304 STAINLESS STEEL

REMARKS

MAXIMUM PUMP OPERATING CONDITIONS	
MAXIMUM WORKING PRESSURE	350 psig (24 bar)
MAXIMUM WORKING TEMPERATURE	250°F (120°C)



Pump Casing	DIMENSIONS			
	A	B	C	D
Cast Iron	13.625 (345)	9.22 (235)	7.68 (195)	4.13 (105)
Stainless Steel	12.60 (320)	10.24 (260)	8.66 (220)	4.72 (120)

Model	hp	Phase	Enclosure		NEMA Frame	DIMENSIONS			Weight lbs. (kg)
			ODP	TEFC		Height	Diameter	AB	
VMS18002	10	3	ODP		213TC	33.79 (858)	12.13 (308)	7.59 (193)	260 (118.2)
	10	3		TEFC	215TC	34.91 (887)	11.25 (286)	8.25 (210)	264 (120.0)
VMS18003	15	3	ODP		215TC	36.39 (924)	12.13 (308)	7.59 (193)	303 (137.7)
	15	3		TEFC	254TC	42.45 (1078)	13.38 (340)	8.90 (226)	369 (167.7)
VMS18004	20	3	ODP		254TC	44.20 (1123)	13.38 (340)	9.94 (252)	376 (170.9)
	20	3		TEFC	256TC	44.26 (1124)	13.38 (340)	8.90 (226)	444 (201.8)
VMS18005	25	3	ODP		256TC	49.00 (1245)	13.38 (340)	9.94 (252)	415 (188.6)
	25	3		TEFC	284TSC	55.26 (1404)	15.31 (389)	12.00 (305)	598 (271.8)
VMS18006	25	3	ODP		256TC	49.00 (1245)	13.38 (340)	9.94 (252)	415 (188.6)
	25	3		TEFC	284TSC	55.26 (1404)	15.31 (389)	12.00 (305)	598 (271.8)
VMS18007	30	3	ODP		284TSC	54.56 (1386)	13.38 (340)	11.75 (298)	577 (262.3)
	30	3		TEFC	286TSC	60.69 (1542)	15.31 (389)	12.00 (305)	651 (295.9)

All dimensions are approximate in inches (mm). (Use tolerance of +/- 0.125" [+/-3 mm])
 All dimensions and weights are, typically, maximum for the motor range shown.
 For exact dimensions contact the factory.

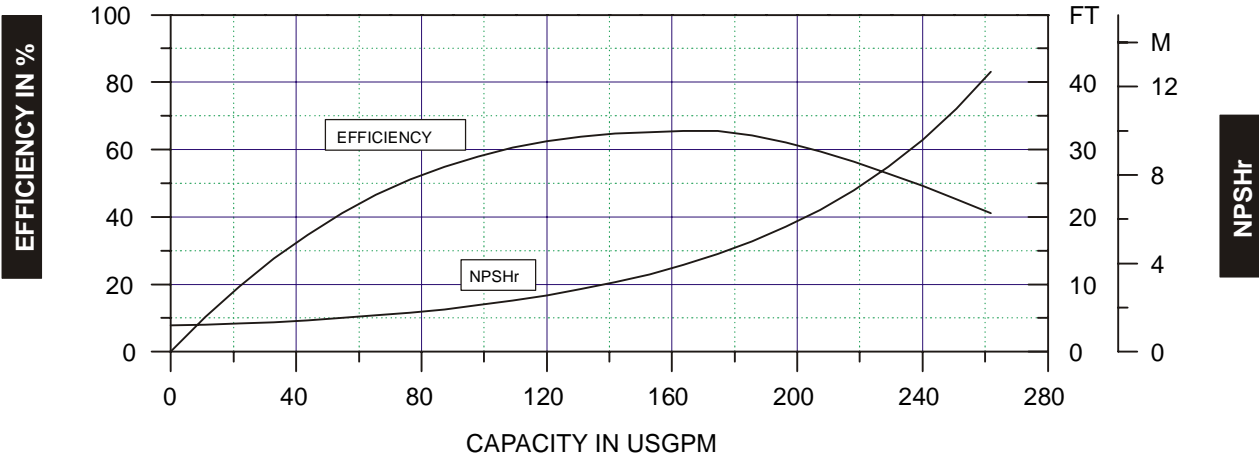
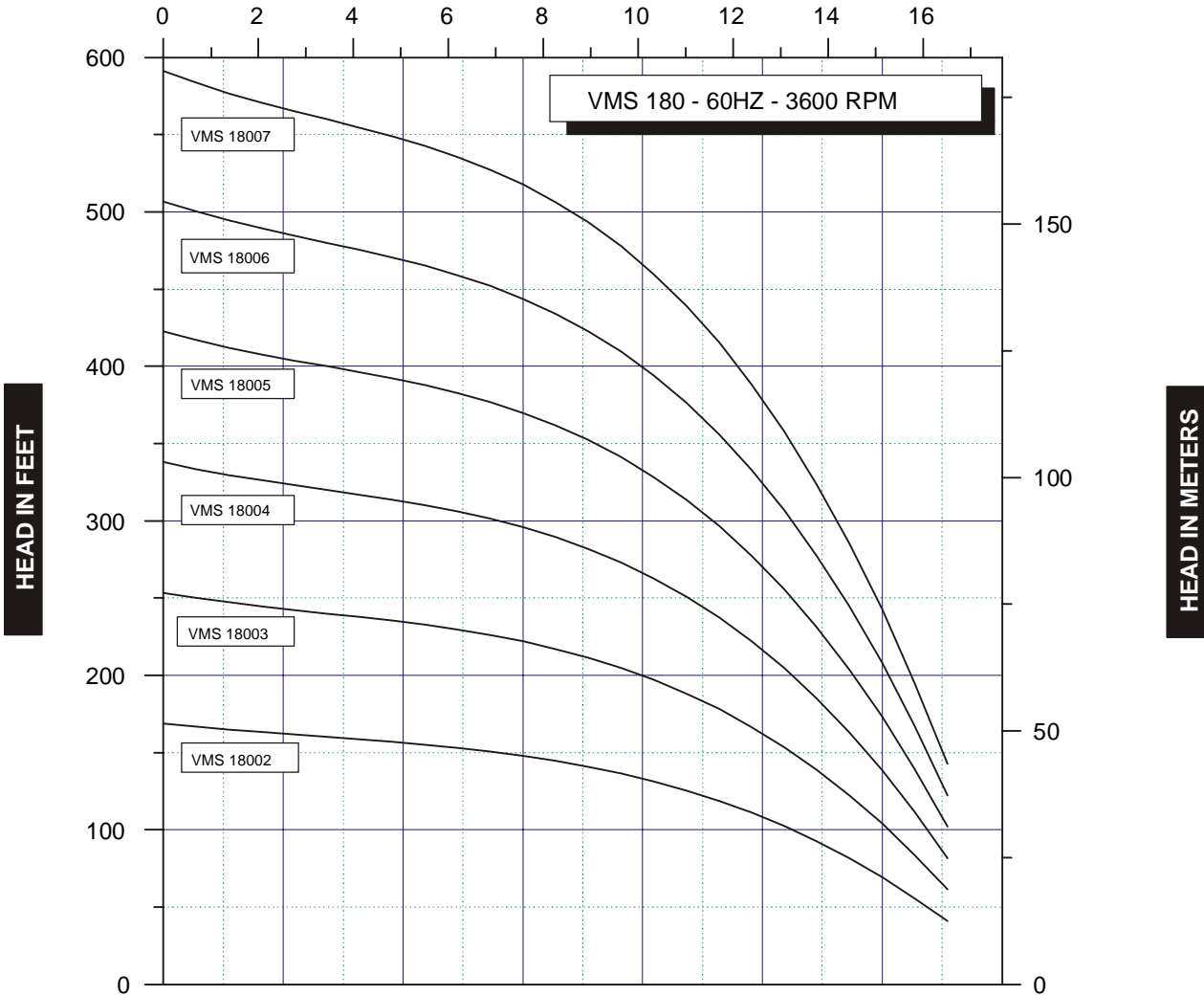


PERFORMANCE CURVES

Performance Guaranteed Only At Operating Point Indicated

CURVE NO.
2299-185-0-52

CAPACITY IN LITERS PER SECOND



S. A. Armstrong Limited
23 Bertrand Avenue
Toronto, Ontario
Canada, M1L 2P3
T: (416) 755-2291
F (Main): (416) 759-9101

Armstrong Pumps Inc.
93 East Avenue
North Tonawanda, New York
U.S.A. 14120-6594
T: (716) 693-8813
F: (716) 693-8970

Armstrong Holden Brooke Pullen
Wenlock Way
Manchester
United Kingdom, M12 5JL
T: +44 (0) 161 223 2223
F: +44 (0) 161 220 9660

