

Astro Circulators

SUBMITTAL

JOB: _____	REPRESENTATIVE: _____
ENGINEER: _____	ORDER NO: _____ DATE: _____
CONTRACTOR: _____	SUBMITTED BY: _____ DATE: _____
	APPROVED BY: _____ DATE: _____

TECHNICAL DATA	
Flow Range	0 - 20 USgpm (0 - 1.26 L/s)
Head Range	0 - 32 ft (0 - 9.8 m)
Motor	115 V, 60 Hz, Single Phase
Maximum Fluid Temperature	Closed System: 230°F (110°C)*
Maximum Working Pressure	140 psi (965 kPa)

MATERIALS OF CONSTRUCTION	
Pump Body	Cast iron (closed systems), Bronze (open systems)
Impeller	Polypropylene (glass filled)
Shaft	Stainless steel
Bearings	Graphite
Gasket Material	EPDM

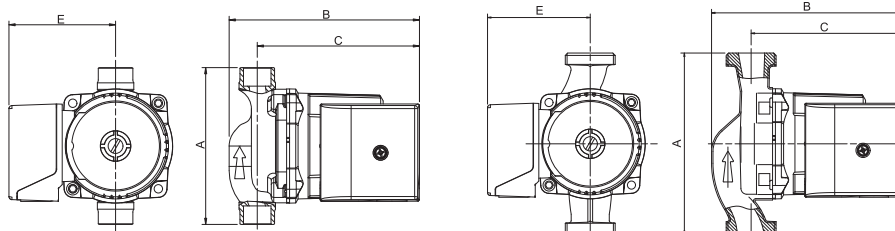
*Note: For bronze pumps used in potable water systems, it is recommended that the operating temperature of the fluid be kept as low as possible (i.e. below 150°F/66°C) to avoid precipitation of calcium.

DIMENSIONS and WEIGHTS

Bronze	A	B	C	D	E	F	Connection Type & Size	Weight
Astro 20B050S	5 (127)	6-1/8 (156)	5-1/4 (133)	-	3-3/8 (86)	-	Sweat - 1/2"	6.0 (2.7)
Astro 25B050S	5 (127)	6-1/8 (156)	5-1/4 (133)	-	3-3/8 (86)	-	Sweat - 1/2"	6.0 (2.7)
Astro 20B075S	5 (127)	6-1/8 (156)	5-1/4 (133)	-	3-3/8 (86)	-	Sweat - 3/4"	6.0 (2.7)
Astro 25B075S	5 (127)	6-1/8 (156)	5-1/4 (133)	-	3-3/8 (86)	-	Sweat - 3/4"	6.0 (2.7)
Astro 20BU	6 (152)	6-1/4 (159)	5 (127)	-	3-3/8 (86)	-	Union - 1-1/4" NPSM	6.5 (2.9)
Astro 25BU	6 (152)	6-1/4 (159)	5 (127)	-	3-3/8 (86)	-	Union - 1-1/4" NPSM	6.5 (2.9)
Astro 20BF	6-3/8 (162)	7-1/8 (180)	5-1/8 (130)	4 (102)	3-3/8 (86)	3-1/4 (80)	Flange - (2) 1/2" Dia. Bolt Holes	7.0 (3.2)
Astro 30B	6-3/8 (162)	7-1/8 (180)	5-1/8 (130)	4 (102)	3-3/8 (86)	3-1/4 (80)	Flange - (2) 1/2" Dia. Bolt Holes	7.0 (3.2)
Astro 50B	6-3/8 (162)	7-1/8 (180)	5-1/8 (130)	4 (102)	3-3/8 (86)	3-1/4 (80)	Flange - (2) 1/2" Dia. Bolt Holes	7.4 (3.4)
Astro 70B	6-3/8 (162)	5-3/4 (146)	4-1/8 (105)	4 (102)	3-1/8 (80)	3-1/4 (80)	Flange - (2) 1/2" Dia. Bolt Holes	7.7 (3.5)

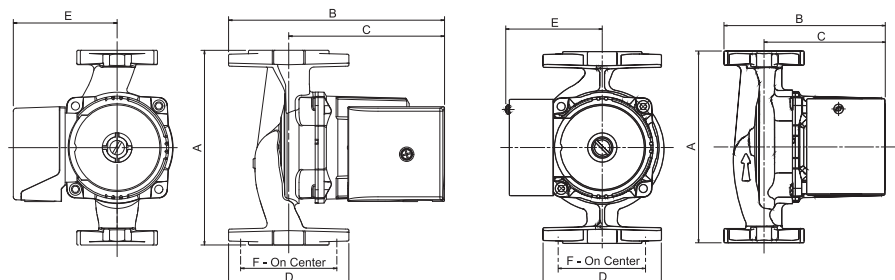
Cast Iron	A	B	C	D	E	F	Connection Type & Size	Weight
Astro 20F	6-3/8 (162)	7-1/8 (180)	5-1/8 (130)	4 (102)	3-3/8 (86)	3-1/4 (80)	Flange - (2) 1/2" Dia. Bolt Holes	6.5 (2.9)
Astro 30	6-3/8 (162)	7-1/8 (180)	5-1/8 (130)	4 (102)	3-3/8 (86)	3-1/4 (80)	Flange - (2) 1/2" Dia. Bolt Holes	6.5 (2.9)
Astro 50	6-3/8 (162)	7-1/8 (180)	5-1/8 (130)	4 (102)	3-3/8 (86)	3-1/4 (80)	Flange - (2) 1/2" Dia. Bolt Holes	6.8 (3.1)
Astro 70	6-3/8 (162)	5-3/4 (145)	4-1/8 (105)	4 (102)	3-1/8 (80)	3-1/4 (80)	Flange - (2) 1/2" Dia. Bolt Holes	7.0 (3.2)

Note: All dimensions are in inches (mm) and weights in lbs (kg).



All Astro Sweat Models

All Astro Union Models

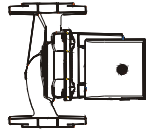


Astro 20/30/50 Flanged

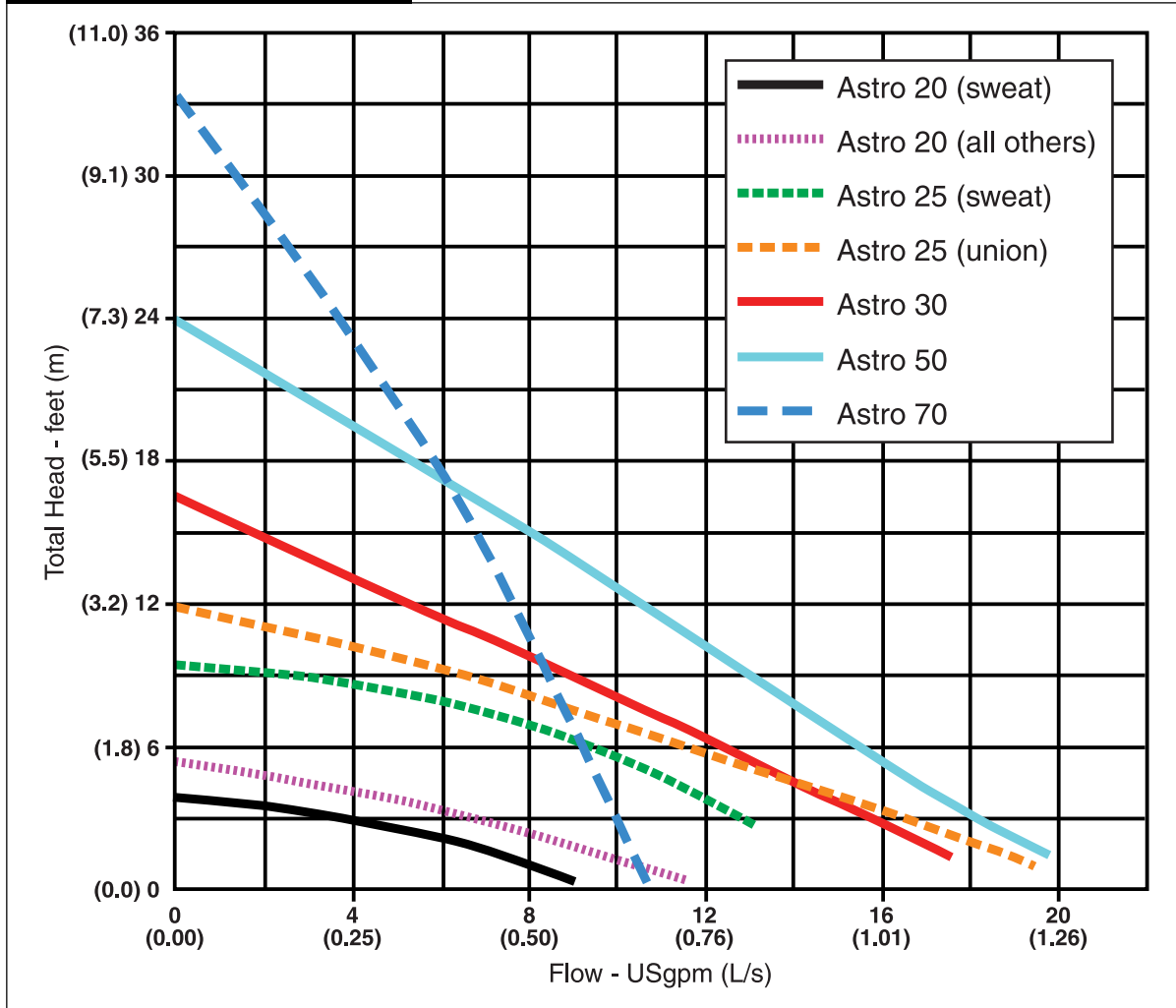
Astro 70 Flanged

MOTOR DATA

Model	Speed (rpm)	Full Load Amp Draw (A)	Nominal Power (hp)
Astro 20	3400	0.48	1/25
Astro 25	3000	0.58	1/25
Astro 30	2800	0.70	1/25
Astro 50	2800	0.95	1/20
Astro 70	2800	1.0	1/20



PERFORMANCE CURVE



S. A. Armstrong Limited
 23 Bertrand Avenue
 Toronto, Ontario
 Canada, M1L 2P3
 T: (416) 755-2291
 F (Main): (416) 759-9101

Armstrong Pumps Inc.
 93 East Avenue
 North Tonawanda, New York
 U.S.A. 14120-6594
 T: (716) 693-8813
 F: (716) 693-8970

Armstrong Holden Brooke Pullen
 Wenlock Way
 Manchester
 United Kingdom, M12 5JL
 T: +44 (0) 1612 232223
 F: +44 (0) 1612 209660

