DRG No. E5329A	REMOVE BURRS AND SHARP EDGES	IF IN DOUBT ASK	DO NOT SCALE	THIRD ANGLE PROJECTION

NOTE :– PULPRESS UNITS MUST BE STORED IN A FROST – FREE ENVIRONMENT

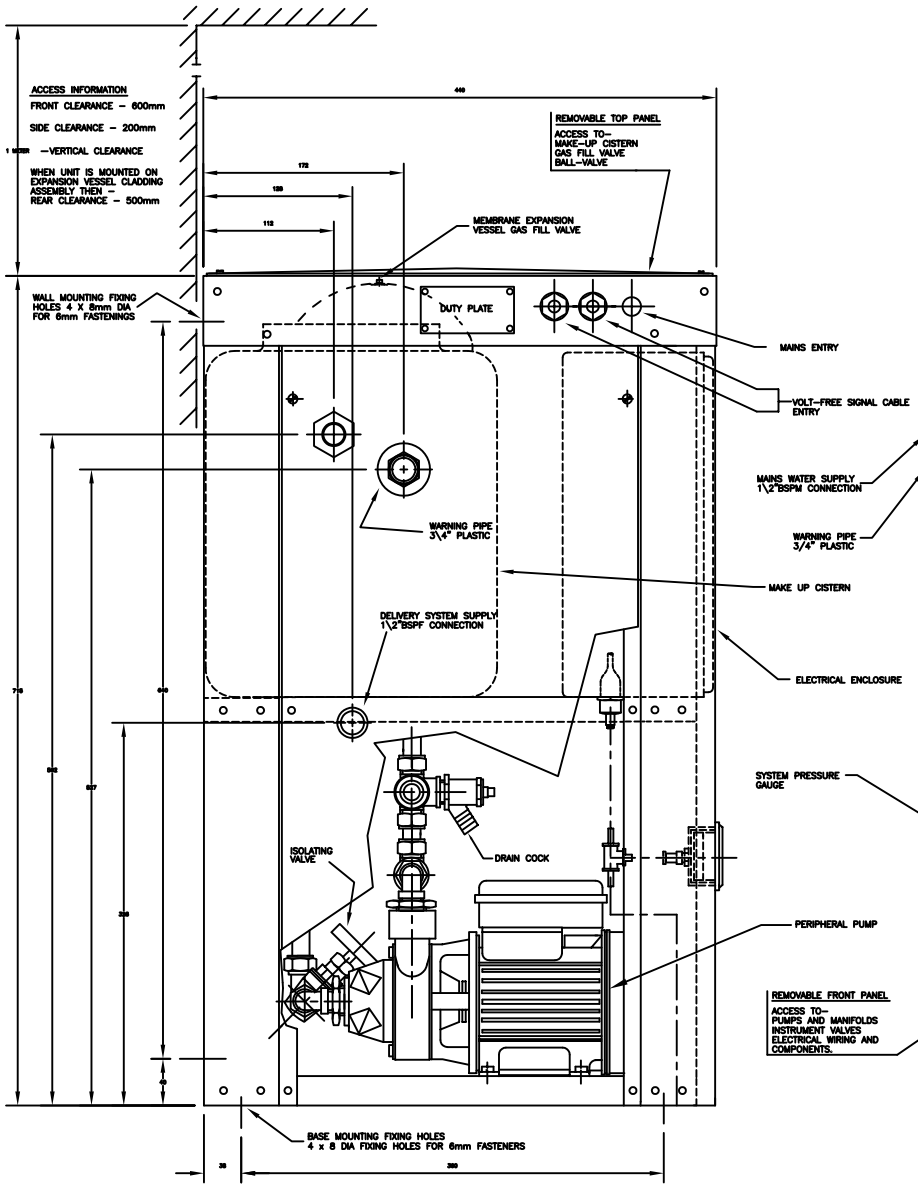

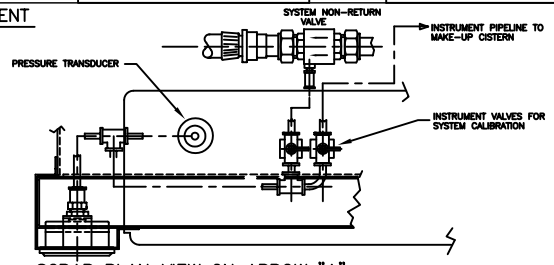

SCRAP PLAN VIEW ON ARROW "A".

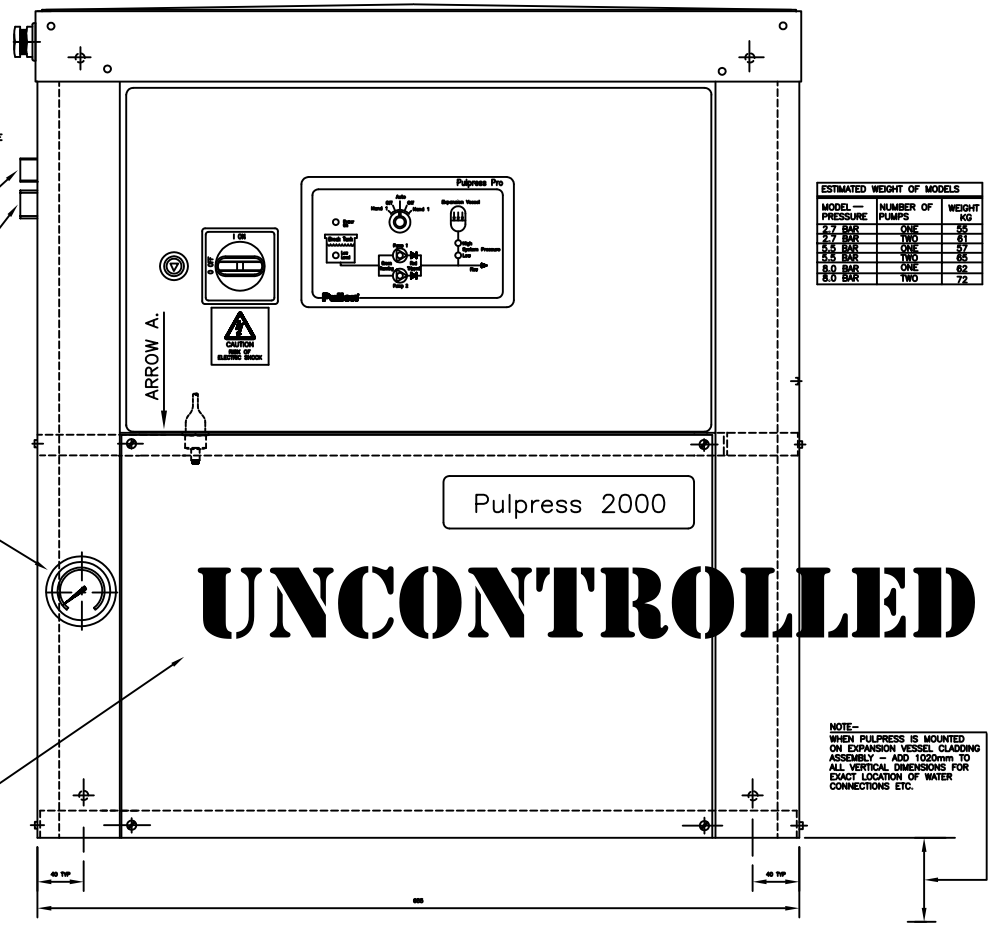

UNCONTROLLED

ESTIMATED WEIGHT OF MODELS		
MODEL — PRESSURE	NUMBER OF PUMPS	WEIGHT KG
2.7 BAR	ONE	55
2.7 BAR	TWO	61
5.5 BAR	ONE	57
5.5 BAR	TWO	65
8.0 BAR	ONE	62
8.0 BAR	TWO	72

NOTE–
WHEN PULPRESS IS MOUNTED ON EXPANSION VESSEL CLADDING ASSEMBLY – ADD 1020mm TO ALL VERTICAL DIMENSIONS FOR EXACT LOCATION OF WATER CONNECTIONS ETC.

LAST MODIFICATION DETAILS		
DRAWING BORDER CHANGED		
ISSUE A	DATE15/02/2006	DRN PJB
	CHK PJB	APP PJB

ALL DIMENSIONS IN mm
DRAWN TO BS308
WELDING SYMBOLS TO BS499
SURFACE FINISH SHOWN IN MICROMETERS
MACHINE WHERE SHOWN ∇
TO TOLERANCE ± 0.3MM
UNLESS OTHERWISE STATED

JOB No.	PART No.	WEIGHT KG	FILE NAME
–	–	–	E5329A
DESIGN No.	PATTERN No.	MATERIAL	MAT'L SPEC.
–	–	–	–

THIS DRAWING IS THE PRIVATE AND CONFIDENTIAL PROPERTY OF ARMSTRONG HOLDEN BROOKE PULLEN LTD. ALL COPYRIGHT, MANUFACTURING AND SALES RIGHTS RESERVED.

TITLE
GENERAL ARRANGEMENT
PULPRESS PRO
ENHANCED

DRG No. E5329A	
DATE05/08/2002	DRN TJM
CHK DJA	APP EGJ
SCALE NTS	SHEET 1 OF 1

ARMSTRONG HOLDEN BROOKE PULLEN
WENLOCK WAY, MANCHESTER. M12 5JL
TEL: +44 (0) 161 223 2223