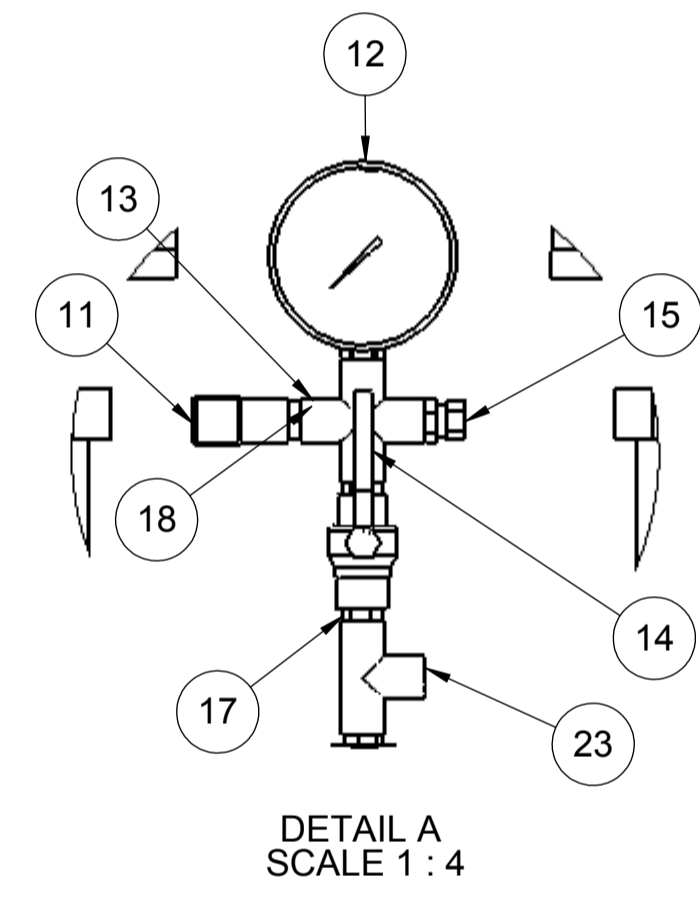
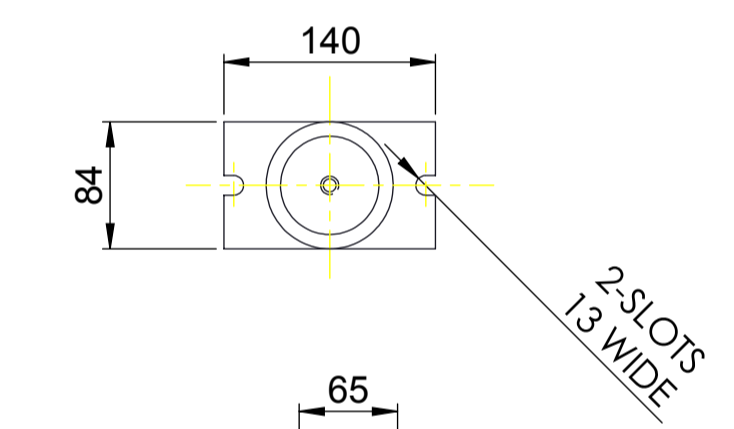


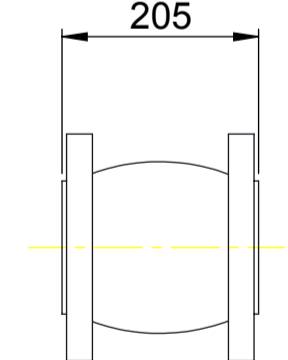
PUMP SIZE	MOTOR KW	FLC 3x415W	PUMP WEIGHT KGS	SET WEIGHT KGS	VESSEL SIZE LTRS	WORKING PRESSURE MAX BAR	TEST PRESSURE MAX BAR	STARTING CURRENT	L MM
SV6601-1	4	8.5	89	1114	60	2.4	24	20	926



ANTI-VIBRATION MOUNTINGS OPTIONAL ONLY SUPPLIED WHEN ORDERED (6-PER SET K2092/10)

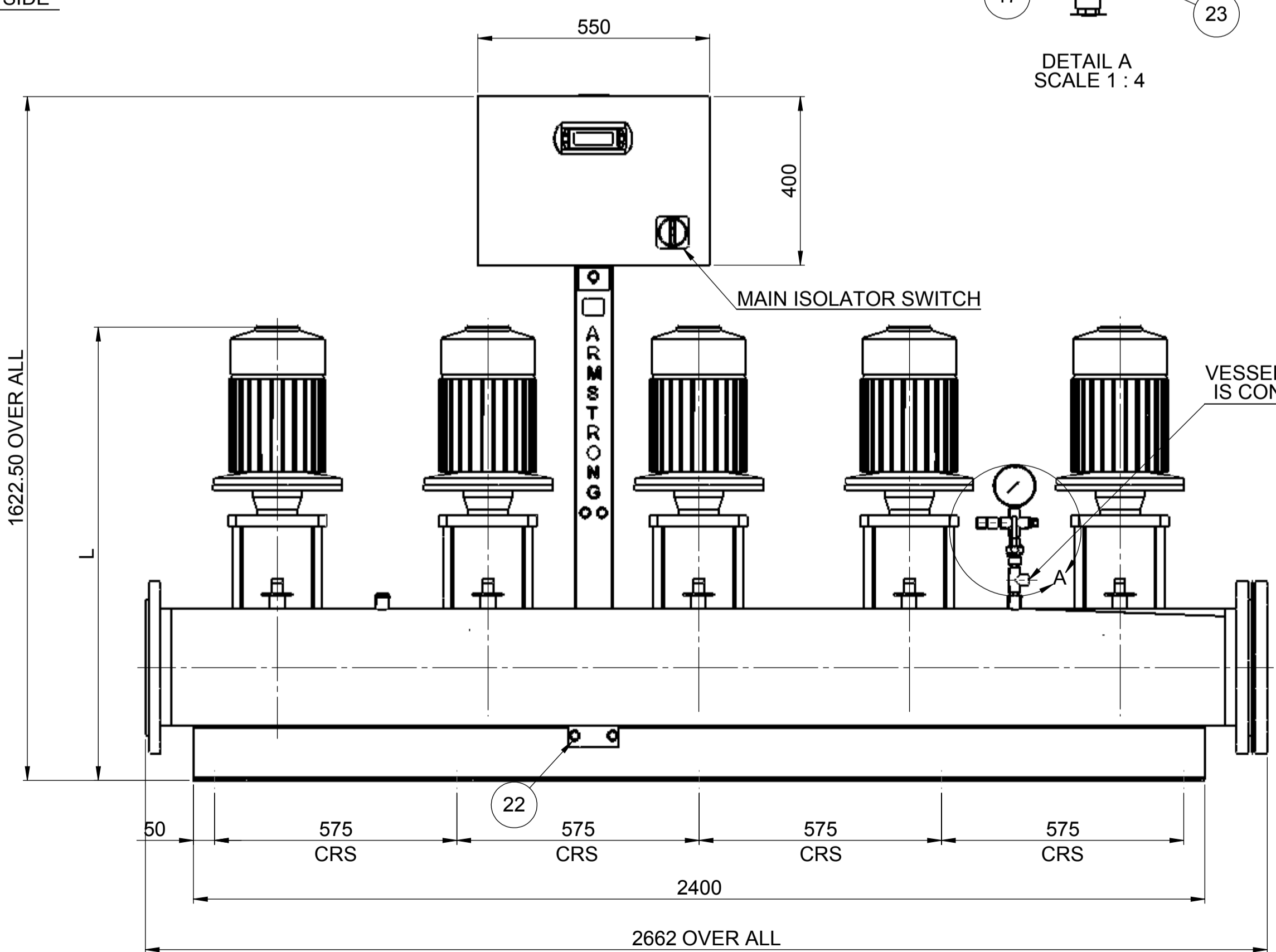
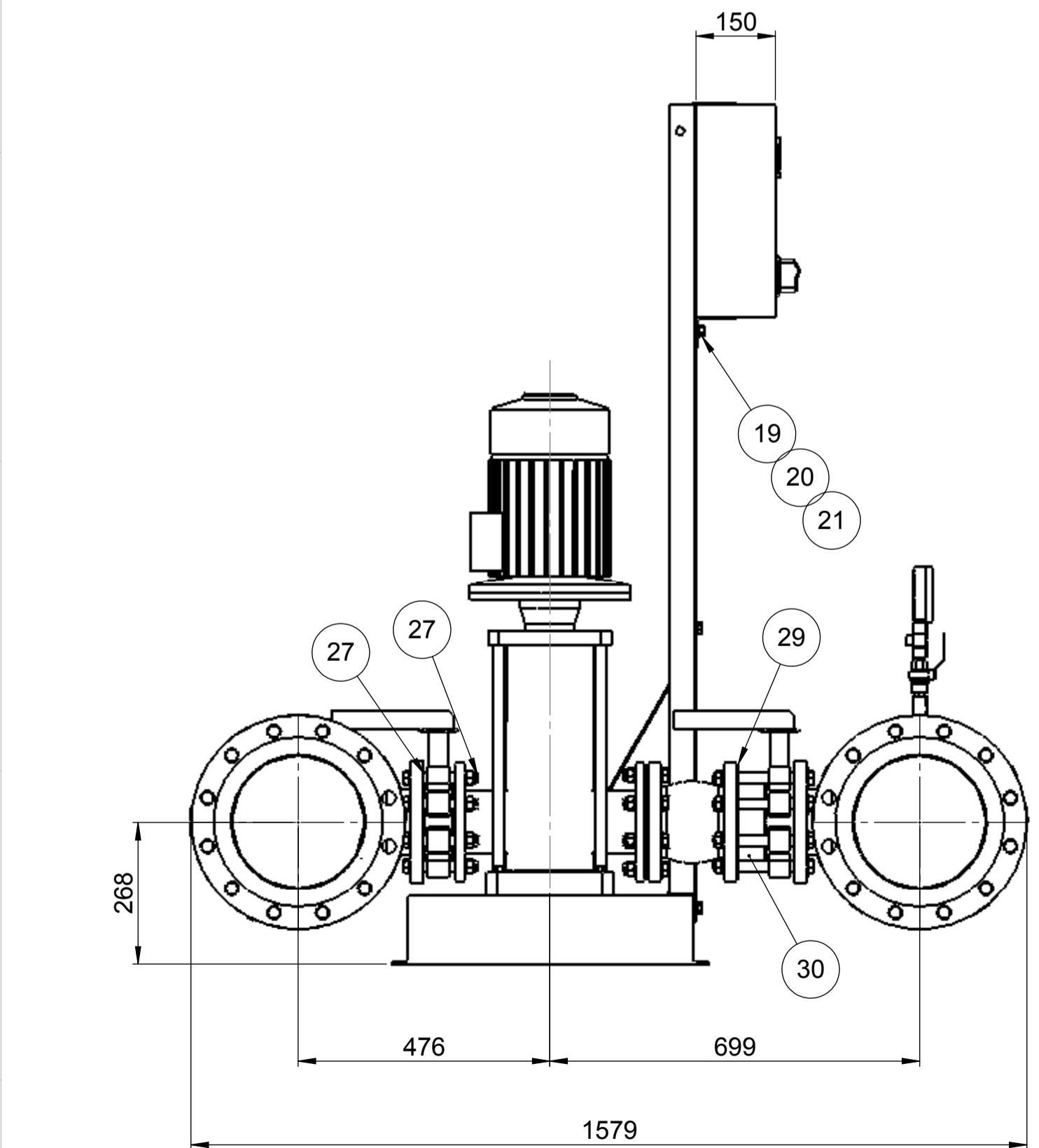


FLEXIBLE CONNECTORS OPTIONAL ONLY SUPPLIED WHEN ORDERED (2-PER SHEET)



NOTE:-

- 1) MAIN POWER SUPPLY TO PANEL MUST BE SIZED TO COVER ALL PUMPS RUNNING AT THE SAME TIME
- 2) LARGE STORAGE VESSELS, IF ORDERED, WILL BE SUPPLIED LOOSE FOR POSITIONING FOR CLIENT TO SUIT THE AVAILABLE FLOOR SPACE. CLIENT IS TO PROVIDE A CONNECTION FROM THE VESSEL TO THE DELIVERY PIPEWORK ADJACENT TO THE SET ISOLATING AND DRAIN VALVES SHOULD BE FITTED IN THIS CONNECTION
- 3) 60L TANK WILL BE SUPPLIED LOOSE AND SHOULD BE ASSEMBLED ON SITE
- 4) FLANGES ARE AVAILABLE BOTH IN 16 & 25 BAR VERSION
- 5) FOR STANCHION SELECTION USE DRAWING NO. PK14967



ITEM NO	DESCRIPTION	NO. OFF
1	BASE PLATE	1
2	BOLT - M12	20
3	WASHER - M12	20
4	CAGE NUT - M12	20
5	VMS PUMP	5
6	SUCTION/DISCHARGE MANIFOLD ASSY	2
7	ISOLATING VALVE 4"	10
8	NRV 4"	5
9	SUPPORT RIB	1
10	STANCHION	1
11	PRESSURE TRANSDUCER	1
12	PRESSURE GAUGE	1
13	FEMALE CROSS 1/2"	1
14	ISOLATING VALVE 1/2"	1
15	AIR VENT 1/4"	1
16	CONTROL PANEL	1
17	1/2" NIPPLE	3
18	1/2" x 1/4" REDUCING BUSH	3
19	BOLT - M10	9
20	WASHER - M10	9
21	NUT - M10	3
22	CAGE NUT - M10	6
23	1/2" T	1
FASTENERS FOR PN16		
24	STUD - M16x79	40
25	WASHER - M16	240
26	NUT - M16	240
27	STUD - M16x54	120
28	STUD - M16x109	40
FASTENERS FOR PN25		
24	STUD - M20x90	40
25	WASHER - M20	240
26	NUT - M20	240
27	STUD - M20x60	120
28	STUD - M20x130	40
29	GASKET - 100NB	10
30	SPACER PIECE - 100NB	5

REV:	DATE:	DRN BY:	CHECKED BY:	APP. BY:

PROPRIETARY AND CONFIDENTIAL
THIS DRAWING IS THE PRIVATE AND CONFIDENTIAL PROPERTY OF ARMSTRONG. ALL COPYRIGHT, MANUFACTURING AND SALES RIGHTS RESERVED.

PART No.	UNLESS OTHERWISE SPECIFIED:	NAME	DATE
JOB No.	DIMENSIONS ARE IN MM	FRANKASH	05/03/08
DESIGN No.	WELD SYMBOLS TO BS 499		
PATTERN No.	SURFACE FINISH SHOWN IN UNITS		
FILE NAME	MACHINE WHERE SHOWN TO TOLERANCE ± 0.3		
FINISH	DIMENSIONING AND TOLERANCING PER BS 308		
	MATERIAL SPEC:		
	DO NOT SCALE		
	DRAWING RELEASE LEVEL:		

ARMSTRONG

TITLE: **6800 HMP SERIES 5PUMP SV66**

SIZE: **A1** DRG. NO.: **PX10770** REV: **B**

SCALE: 1:10 WEIGHT: KG SHEET 1 OF 1