



Sustainability Report 2025 for the 2024 calendar year





Sustainability is part of our DNA



Armstrong Fluid Technology is a critical enabler that connects and enhances heating and cooling equipment, systems and sectors... offering real-time optimization for efficiency, **sustainability** and operational excellence.

At Armstrong, providing **service to the world, who by reason of such service becomes our customer** has been one of our three corporate values for decades. More recently, this commitment to sustainability has been articulated in our Planet Proposition, which covers not only the sustainability values we provide our customers, but also how we want to go about the process of delivering these values and how we interact with, and increase environmental awareness with the communities in which we operate.

Today, we are driven to develop innovative, high-value, energy-saving solutions for our customers and ensure that we continue to reduce our energy use and GHG emissions in our own facilities. This environmental stewardship increases our brand value and customer loyalty thereby allowing us to compete more effectively in our market, ultimately ensuring the future sustainable growth of the organisation.

At Armstrong, we believe that environmental stewardship is an integral part of why we exist and how we go about our business. With the development and implementation of innovative technologies, this environmental stewardship comes with a cost advantage for our customers, our planet, and ourselves. This report highlights some poignant examples of that.

Charles Armstrong
Executive Chairman

What are Sustainable Development Goals?



The Sustainable Development Goals (SDGs)

were adopted by all United Nations Member States in 2015 as a universal call to action to end poverty, protect the planet and ensure that all people enjoy peace and prosperity by 2030.

There are 17 goals, and they are integrated, so that action in one area will affect outcomes in others, and so that development must balance social, economic and environmental sustainability. It is broadly recognized that the business sector has a major role to play, and that the SDGs will mobilize trillions of dollars of investment and create new business opportunities.

Each of the 17 goals has a unique representative symbol to make referencing the SDGs clear and simple.



What are the priority SDGs at Armstrong

As a global company, Armstrong's facilities, activities, employees, products and services touch upon and contribute to several of the 17 SDGs. However, from a strategic perspective Armstrong Fluid Technology mainly contribute to the following:

- Goal 6: Clean Water and Sanitation
- Goal 9: Industry, innovation and infrastructure
- Goal 11: Sustainable cities and communities
- Goal 12: Responsible consumption and production

Our Sustainability Vision 2030



ecovadis

CAGBC
Canada Green Building Council



WORLD
GREEN
BUILDING
COUNCIL

Armstrong Fluid Technology was one of the first 50 organizations to join the World Green Building Council's Net Zero Carbon Buildings Commitment (launched in 2018).

Introduction

1.0

06

Sustainability
at
Armstrong

Our Solutions

By designing & supplying industry leading energy-efficient and eco-friendly fluid flow solutions, we help our customers reduce their energy consumption, save money and lower their carbon emissions.

**WE HELP OUR CUSTOMERS REDUCE THEIR ENERGY CONSUMPTION,
SAVE MONEY AND LOWER THEIR CARBON EMISSIONS**

Our Environment

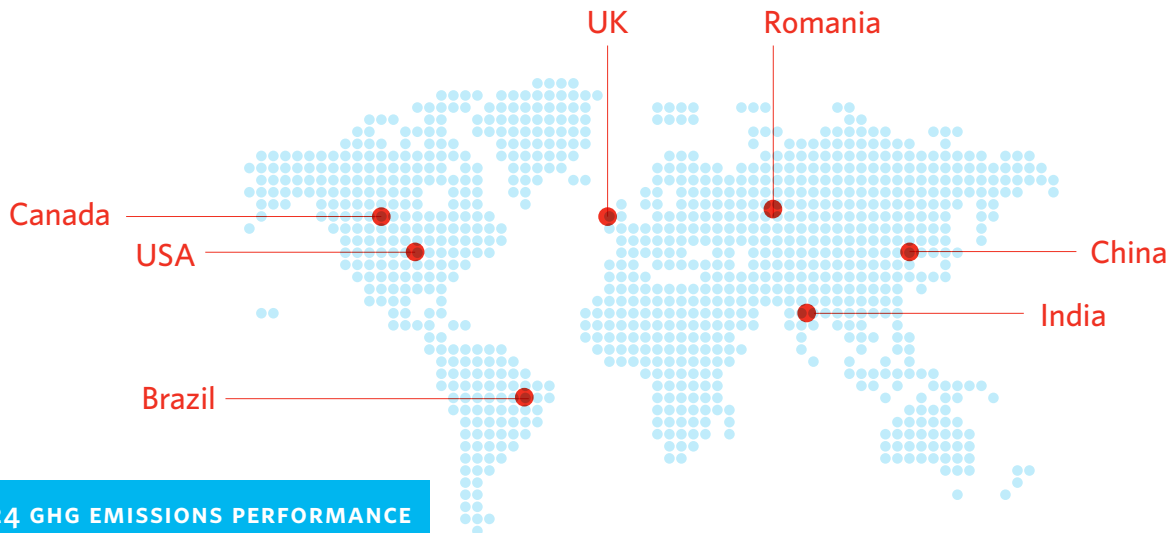
By applying stringent environmental standards to our operations, measuring our performance & continually raising the bar we're reducing our own consumption of valuable resources and making our plants a better and more comfortable place to work in.

**WE'RE REDUCING OUR OWN CONSUMPTION OF VALUABLE
RESOURCES AND MAKING OUR PLANTS A BETTER PLACE**

Our Community Advocacy

And by educating and supporting the global community (our stakeholders and neighbours) to make environmentally responsible choices at work and at home we're helping the community at large become more sustainable.

WE'RE HELPING THE COMMUNITY AT LARGE BECOME MORE SUSTAINABLE



2024 GHG EMISSIONS PERFORMANCE

	TOTAL	CANADA	USA	UK - M	UK - D	INDIA ADPL	INDIA AMC	ROMANIA	CHINA	BRAZIL
Total purchased natural gas consumption in kWh	4893194	2,612,431	1,566,400	439,434	202,615	0	0	72,313	0	0
Total purchased electricity consumption in kWh	4419917	1,830,562	1,197,694	265,354	0	108849	195,900	177302	420832	41518
Total purchased natural gas and purchased electricity in kWh	9313112	4442994	2764094	707788	385225	108849	195,900	249615	420832	41518
Scope 1 in tCO ₂ e	877.84	468.67	281.01	78.83	36.35	0.00	0.00	12.97	0.00	0.00
Scope 2 in tCO ₂ e	873.74	54.92	220.38	46.70	32.14	87.84	146.63	36.88	246.14	2.11
Solar pv Generated from our 250 kWp system in kWh				174078.46						

Doane Grant LLP has been commissioned to carry out an Independent Practitioner's Limited Assurance Report of our 2024 electricity and natural gas consumption.

The Net Zero Carbon Buildings Commitment



Armstrong was one of the first 50 organizations to join the Net Zero Carbon Buildings Commitment (launched in September 2018). The Net Zero Carbon Buildings Commitment challenges companies, cities, states and regions to reach Net Zero operating emissions in their portfolios by 2030, and to advocate for all buildings to be Net Zero in operation by 2050.

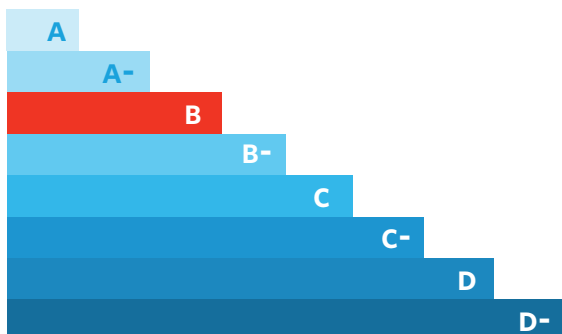
By setting ambitious 'absolute' targets, the Commitment aims to maximize the chances of limiting global warming to below 2 degrees, and ideally below 1.5 degrees, by drastically reducing operating emissions from buildings.

<https://www.worldgbc.org/thecommitment>



Armstrong Fluid Technology has been reporting on our ghg emissions reduction performance since 2016 to the CDP (formerly the Carbon Disclosure Project) with data supplied by the CDP accredited software ACCUVIO. GRI, SASB, CDP and CDSB set the frameworks and standards for sustainability disclosure, including climate-related reporting, along with the TCFD recommendations. The Task Force on Climate-Related Financial Disclosures (TCFD) is an organization that was established in December 2015 with the goal of developing a set of voluntary climate-related financial risk disclosures. The IIRC (The International Integrated Reporting Council) provides the integrated reporting framework that connects sustainability disclosure to reporting on financial and other capitals. Taken together, these organizations guide the overwhelming majority of sustainability and integrated reporting.

UNDERSTANDING THE SCORE REPORT



Armstrong Fluid Technology received a B in 2019 and in 2021 which is in the Management band. This is higher than the North America regional average of C, and higher than the Electrical & electronic equipment sector average of C.

Leadership (A/A-): Implementing current best practices

Management (B/B-): Taking coordinated action on climate issues

Awareness (C/C-): Knowledge of impacts on, and of, climate issues

Disclosure (D/D-): Transparent about climate issues

Our Environment 2.0



08

Case study



Solar Photovoltaic Panels at Manchester office

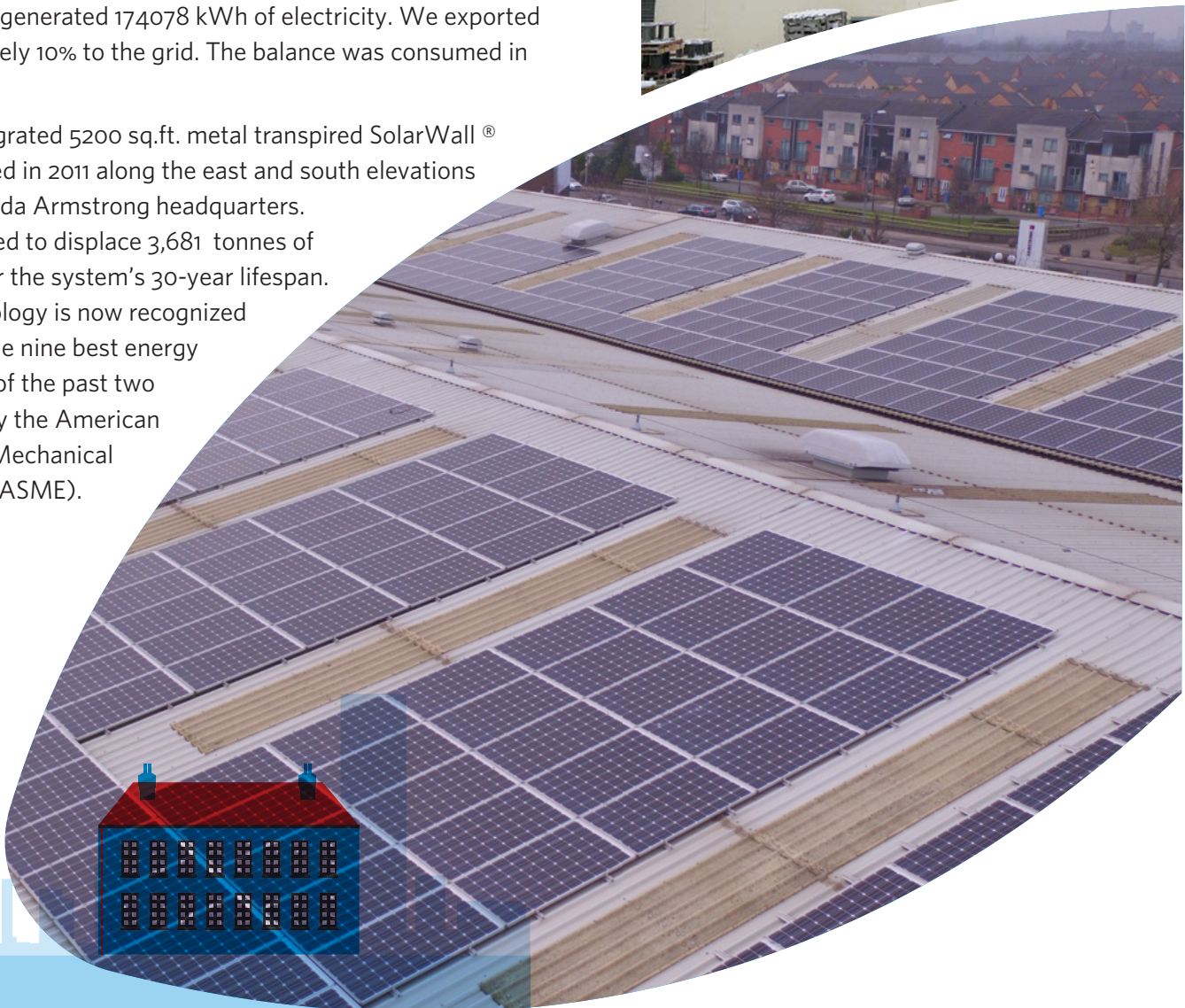
In 2015, Armstrong completed a major renewable energy project at our Manchester site.

A 250 kilowatt peak (kWp) system was successfully installed over a roof area of 1,550 m².

The system is up and running since January 2016 and has already started to reduce the carbon emissions and the costs associated with our electricity consumption.

In 2024 we generated 174078 kWh of electricity. We exported approximately 10% to the grid. The balance was consumed in our plant.

A fully integrated 5200 sq.ft. metal transpired SolarWall[®] was installed in 2011 along the east and south elevations of the Canada Armstrong headquarters. It is expected to displace 3,681 tonnes of carbon over the system's 30-year lifespan. This technology is now recognized as one of the nine best energy inventions of the past two centuries by the American Society of Mechanical Engineers (ASME).



Our Community Advocacy 3.0

09

The Armstrong monthly webinars teach our customer community how they can reduce their carbon footprint and increase energy efficiency with informed upgrade decisions and a carefully constructed optimization path with Armstrong technologies.

In 2024 we delivered 16 webinars which highlighted the energy efficiency of our product offering.

In 2024 we delivered 13 sustainability focused social media posts.

<https://armstrongfluidtechnology.com/en/resources-and-tools/education-and-training/webinar-library>



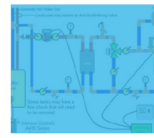
Webinar Replays (51)



Get the Most Out of Your Pumps with Higher Operating Speeds by David Lee



How to Open Buildings That Have Been Shut Down For Long Periods by Tony Furst



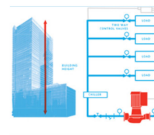
The Advantages of Hydronic Systems versus Variable Refrigerant Flow (VRF) by Kazi Nasir



Design Envelope Pump Operation, Testing and Commissioning by David Lee




Stories From the Field by Peter Wolff, Chris Hartley & Kevin Wong



Sensorless Pumping Pump Curves and System Analysis by Zeljko Terzic



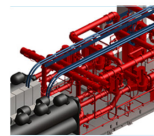
The New Design Envelope Pump Controller - Navigating Menus For Quick, Easy Pump Commissioning by Peter Wolff & Joe Tibando



The Importance of Right Sizing Your Heat Exchangers to Achieve Maximum Efficiency and Cost Savings by Redmond Hum



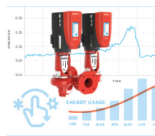
Design Envelope Permanent Magnet motors and their application on Design Envelope Pumps by Peter Wolff



Variable Primary versus Primary/Variable Secondary Chilled Water Pumping by Zeljko Terzic



How Sprinkler Contractors can save time and money with Self-regulating, variable-speed fire pumps by Steven Baird



Changes in Building Occupancy & Improving Performance in a New Work Environment by Tony Furst



Ask a Fire Safety Expert - Panel Discussion by Steven Baird, Marcelino deCalis, Gianluca Risagno & Neil Syson



How Edge and Cloud Computing Technology Can Keep Your Building Operating Beyond Expectations by Peter Thomsen



Mission Critical Cooling & Automation Solutions with focus on EVERCOOL by Maggie Yuen and Anne-Laurence Chevalier



Offsite-built packaged HVAC systems to support data center and hospital construction or expansion by Dominic Cutts



Ask the HVAC Building Performance Experts



Save energy, extend equipment life and assure tenant comfort through modern condenser water pumping by Zeljko Terzic



The Importance of Right-Sizing your booster by Kazi Nasir



Design Envelope Permanent Magnet Motor Circulators by Michael Boudreau



Save Time and Money with Repairable Circulators by Ryan Coppola



Ask an Armstrong Expert by SME Experts



In The Service of Others - Examples of Service and Success in Building Performance and Mechanical Systems during the COVID 19 crisis by Brent Ross



Armstrong Fire Safety Packaged Solutions for rapid, low-risk deployment by Steven Baird

Corporate Volunteering: Giving back to our local community

Armstrong employees from Manchester, UK, took part in employer supported volunteering at Manchester's Victoria Baths – a real local heritage gem. The Grade II Listed building re-opens in summer and needed volunteers to take part in 'the big clean' to help maintain the beautiful spaces and make the most of its heritage and fundraising events for the year.

A team of eight each contributed 8 volunteer hours, dedicated to cleaning and maintenance activities.

Our contribution went down a treat – but there was more excitement than we expected. Down in the boiler room we made an almost magical find: an old legacy pump from one of Armstrong's acquisitions Holden & Brooke – dating back many decades!



Celebrating Global Earth Day 2025

For Earth Day 2025 we launched a Calculating Embodied Carbon Challenge. If you missed the opportunity to participate in the Challenge, we asked everyone to do a simple calculation of the embodied carbon of the five major parts of our Tango pump: stub shaft, impeller, v-clamp, adaptor and casing.

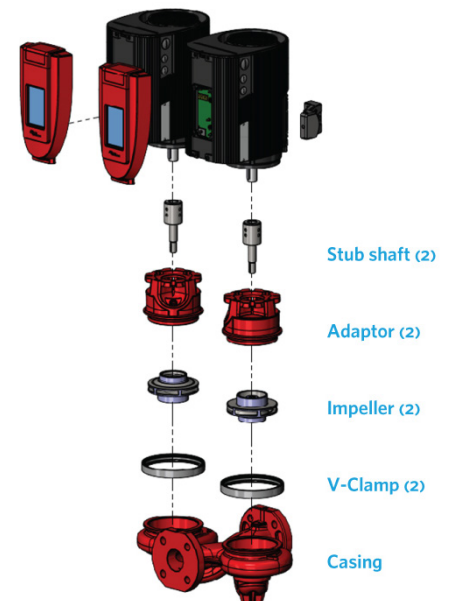
Embodied carbon can be estimated by multiplying the quantity of material by its carbon factor (measured in kg CO₂e per kg of material).

Embodied carbon = quantity × carbon factor

A table provided carbon factors for the major parts.

Quiz answers are shown in last column.

MATERIAL	PART	WT.	CARBON FACTOR	CORRECT QUIZ ANSWERS
Stainless steel	Stub shaft	1.3 kg	6.4 kg CO ₂ e/kg	8.32 kg CO ₂ e
Stainless steel	Impeller	2.3 kg	6.4 kg CO ₂ e/kg	14.72 kg CO ₂ e
Stainless steel	V-clamp	.48 kg	6.4 kg CO ₂ e/kg	3.072 kg CO ₂ e
Ductile Iron	Adaptor	8.32 kg	2.19 kg CO ₂ e/kg	18.22 kg CO ₂ e
Ductile Iron	Casing	19.4 kg	2.19 kg CO ₂ e/kg	42.48 kg CO ₂ e



Romania Earth Day Activities

Armstrong Jimbolia kicked off Earth Day with an educational visit to a local primary school. A presentation was delivered to the children on environmental protection and the importance of recycling.

There were printed sheets colouring in images related to Earth Day, and gift bags all round with a biology notebook, a wooden pen with eraser, a reusable water bottle – and, of course, a candy!

We believe that ecological education is the key to a cleaner and healthier environment!



Continuing with events, the facility joined forces and hosted a tree planting day. Each tree was planted with the future in mind, for cleaner air, and for a healthy and sustainable environment for all. A fantastic team effort!



Manchester Earth Day Activities

Local Clean-Up

Office staff took part in a 3-hour litter pick around the office car park, surrounding area and neighbouring sites. A total of 7 bags of rubbish were collected.

Floriculture Refresh

The planters at the front of the office had a re-do and have been replaced with a selection of new plants, flowers and fresh soil.



Droitwich Earth Day Activities

Members of the Planet Proposition team at Droitwich carried out a local litter pick on the facility grounds and around the site compound/industrial estate.

Afterwards, they put up new bird boxes on the trees around the office and replaced the bird feeders and feed. This provides numerous benefits for both birds and our colleagues. They provide a reliable food source and safe nesting or roosting sites, especially during times of scarcity for birds. For people, they offer the joy of watching and spotting birds, education about wildlife, and a way to contribute to their well-being.

Finally, the indoor office plants and green wall were updated and refreshed, with volunteers appointed to maintain and water these throughout the year.



Both regions also took part in the global **'Calculating Embodied Carbon'** quiz. This was an exercise to help develop our understanding of our products' embodied carbon content.

All the correct entries were put into an online tool to randomly select 10 winners from all the regional winning entries – and here they are: **Martial Martin (CE Service), Wayne Kuczer (RSEC UK & CE), Ian Holland (Industrial Sales), Jim Drew (PEG), Eashan Herwadkar (UK Sales), Elias Atallah (CE RSEC), Ray Lloyd (UK Sales), Yannis Kontos (UK RSEC), Faye Joule (PEG) and Ashley Griffiths (Proposals).**

India Earth Day Activities

For Earth Day, the India Planet Proposition Team introduced the **BIO Drops Bokashi Bucket Indoor Composter**. The Bokashi method is an efficient and eco-friendly way to compost indoors, which could be a great fit for people living in apartments or with limited outdoor space, and can handle a wide range of organic waste, including food scraps like meat and dairy, which traditional composting methods can't.

Our India colleagues also took part in the global **'Calculating Embodied Carbon'** global quiz. This was an exercise to help develop our understanding of our products' embodied carbon content.

China Earth Day Activities

Our China Planet Proposition Team arranged both online and offline activities for Earth Day:

- Online Walking Competition for Carbon Reduction
- Online Innovation Contest for Environmental Protection
- Health & Wellness Seminar & Baduanjin (Chinese martial art) teaching at the Shanghai plant



Brazil Earth Day Activities

On Earth Day, through collaborative discussions and activities, our Brazil colleagues reaffirmed their commitment to sustainability, in alignment with the global theme, **“Our Power. Our Planet.”**

Brazil Team’s cardboard recycling program was launched in early 2025. It is ongoing and spectacularly successful. Cardboard is systematically collected and donated to a local recycling company, demonstrating our Brazil Team’s dedication to supporting both sustainability and our surrounding community.

Our Brazil colleagues also took part in our **‘Calculating Embodied Carbon’** global quiz.



USA Earth Day Activities

Our USA colleagues—both the Shop Floor and Office-- took part in our **‘Calculating Embodied Carbon’** global quiz. API ran a separate contest with hardcopy entries for the shop floor employees. API shop floor had “good participation” and the 16 winners received a \$25 Amazon gift card.

Canada Earth Day Activities

SAA employees also took part in our **‘Calculating Embodied Carbon’** global quiz. Over 70 people submitted their calculations for the embodied carbon content of six major parts of a Tango pump. Winners will receive a \$25 Tim Horton’s gift card.

SAA employees also participated in the annual Earth Day cleanup.




Carbon Footprint of a Smart Heat Transfer System

Heat exchangers represent one of the low-carbon energy technologies that can double global energy efficiency by 2040.

A systems approach applied to the design of a heat exchangers system can present a heat exchanger that moves away from a passive mechanical component to an active component, gaining intelligence. A smart energy efficient design is predicated on an integrated, fundamental control strategy that incorporates equipment efficiency and part load operation.

The future of optimally performing heat exchangers involves designing for part loads, controlling for part loads and predictive maintenance (to address fouling).

The carbon footprint of such a smart heat transfer system was presented as an educational poster by Armstrong Fluid Technology at the ACEEE Summer Conference 2024, using three different calculation methodologies: CIBSE TM65 (Basic and Mid-Level) and LCA modeling using OpenLCA. TM65 forms were also collected from suppliers of major components in order to reach the final upfront carbon numbers.



Key Facts

Our performance in
2023

12%




Recycled Water

29



Number of
Sustainability Social media posts


12%



kWh

Total natural gas reduction

174,
078



kWh

Solar energy generated

100
%



Production facilities ISO 14001:2015
certified

100% of our Production facilities*
around the world are certified to
ISO 14001:2015 Environmental
Management System (EMS)

10



Educational webinars delivered
on energy conserving Armstrong
technologies

* Our newly acquired production facility in Romania is in the process of becoming certified

Three Industry Awards

Sustainability Award



Our new Design Envelope Circulator, manufactured in our Jimbolia factory in Romania won The Sustainability Award, an environmental awards programme. **The Sustainability Award** honours organisations and products that demonstrate high sustainability standards in their industries, as judged by an international jury from Australia, Germany, US and UK.

Many things make this circulator special. For a start, it's the first repairable circulator in the market – meaning less waste. Other aspects of sustainability are its high efficiency design with quadratic control and higher flow turndown for better heat pump efficiency. This gives it over 56% lower greenhouse gas emissions than a standard product! Its motor also has 70% less copper compared with a standard AC motor, and 97% of its components can be recycled.

Iconic Awards 2025



Winner for » Armstrong Design Envelope Circulator « in the category PRODUCT – Energy Solution

The ICONIC AWARDS 2025 focuses on pioneering sustainable solutions in the fields of building equipment. Winning entries have successfully proven that they are among the best in the industry.

Cadent Congratulates Awards



We are the Greener Society (Large Business) champions in the debut CADENT CONGRATULATES awards hosted by Cadent Gas!

Armstrong Industrial won the award for boiler reset technology (with retrofit design) which allows boilers under fault conditions to reset themselves automatically. This can often resolve the nuisance heater alarm, instead of needing a technician to drive to the site and check-up.

They estimated that, in 2022, these had cost them over 900 man-hours in their West Midlands network alone. Our remote function has been installed on 30 Cadent sites already, with more being added – and they are proving their worth. On one site alone, about 30 boiler related callouts have been avoided – saving time and carbon emissions from all the travel.

This is a great example of how we showcase sustainability in our products – in this case highlighting our contribution to Sustainable Development Goals #3 (Good Health and Well-Being) and #13 (Climate Action).

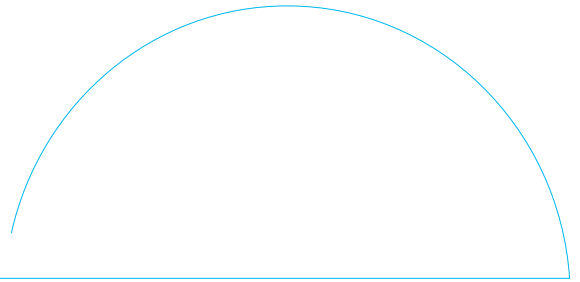


Sustainability Achievements

2024 and Sustainability Targets 2025-2026

6.0

SUSTAINABILITY ACHIEVEMENTS 2023-2024	SUSTAINABILITY TARGETS 2025-2026
Energy Consumption Public Reporting: Scope 1 emissions reduced 12% from 2023	25% reduction in electricity and gas consumption by end of 2025 against the 2020 baseline
Supply Chain: Implemented the ASSENT supply chain sustainability management platform to collect and manage product compliance and Environmental, Social, and Governance (ESG) data from our suppliers.	Supplier Scorecards that directly address Sustainability obligations for all suppliers by Q4 2026.
Procurement: Sustainable Procurement Policy ratified; office paper supplies now being sourced locally (not from Indonesia as previously)	Continued development of strong policies and procedures to support our sustainability efforts
Carbon Accounting: Life Cycle Assessment Reports authored in-house by a dedicated LCA Team; TM65 Forms (an estimate of embodied carbon based on a product's BOM) provided on request.	Carbon Accounting: Generate Life Cycle Assessments, TM65 Forms and and Type II (Two) Environmental Product Declarations of products on demand; PEP ecopassports issued for four major product lines by Q4 2025; carbon footprint values (Cradle to Gate) automatically generated through the ERP system for a majority of Armstrong product lines by Q4 2026.
Green Team: Continuous implementation of global energy reduction projects under the auspices of monthly Sustainability Reviews	Decarbonization Roadmap: Decarbonization Roadmap is underway to be finalized and budgeted by Q1 2026 for electrification of our corporate headquarters using Armstrong technologies.
Sustainable Packaging: Custom laser-cut cardboard shipping boxes and materially economical wood pallets with the smallest possible footprint, fabricated with screws not gunned nails for easy disassembly. Armstrong Industrial are using reusable crates made from 100% recycled plastic for transportation of boilers.	Sustainable Packaging: Continuous improvement of sustainably focused shipping methods for global operations; increased use of biodegradable packaging materials and reusable, materially economical, modular systems and FSC-certified wood products.
Water Conservation: Test Water Reclamation System collects water after equipment testing and pumps it to a tank to reduce potable makeup water. Cartridge filters remove sediments and UV lighting eliminates microbiological growth.	Water Conservation: Continuous implementation of test water reclamation systems throughout our global operations.
Circularity: Comprehensive end-of-life pump recycling programs for global operations planned following Extended Producer Responsibility guidelines. Recycling certificates issued for our Manchester and India operations.	Take Back Program to be launched for Europe Q4 2025 to be followed by North America Q1 2026.
Advocacy: Armstrong Fluid Technology participates in an industry sub-committees on the topic of embodied carbon in HVAC: Europump EPD WG (Working Group); Armstrong Fluid Technology was a contributor to the TM65 Form (North America) through a sub-committee of the ASHRAE Building Decarbonization Whole Life WG.	Continue advocacy for best practices in energy efficient HVAC technologies and carbon footprint reduction through industry associations.



EMBODIED CARBON STATEMENTS AND LCA-LIFE CYCLE ASSESSMENT


Armstrong Fluid Technology design engineers use solid modeling computer-aided design (CAD) and computer-aided engineering (CAE) programs. The built-in Sustainability Module evaluates the environmental impact of a pump throughout its life cycle. Using industry-standard life cycle assessment (LCA) criteria, the software generates reports on four key environmental indicators (carbon footprint, total energy consumed, impacts to air, and impacts to water). The CAD software generates a screening-level LCA that takes into account materials and typical manufacturing processes. This analysis is based on an environmental LCA database, a set of environmental impacts derived from empirical results obtained in the field. Since 2020, when Armstrong decided to step up its in-house capability for LCA modelling, a small team has been actively engaged in utilizing tools and methodologies for performing Life Cycle Assessments on our products in order to respond to customer requests for embodied carbon statements, Life Cycle Assessments and TM65 Forms.

Armstrong aims to create a strong foundation for our **Sustainability Journey** as a solutions provider.

As part of our Sustainability commitment, we have the capability to provide embodied carbon estimates of our products upon request. TM65 is a methodology for calculating the embodied carbon of a specific HVAC product based on its Bill of Materials. Our long-term goal is to issue PEP ecopassports (a Type III EPD). We will gradually roll out EPDs for our product families based on customer requests and defined priority criteria. More importantly we are optimizing the application of LCA principles in our product development, identifying hotspots and implementing improvements to continuously reduce the carbon footprint of our products with each new iteration.

As an organization, we are committed to deliver on lowest operational carbon and the continuous reduction of embodied carbon with each new iteration of a product, driven by the most Sustainably-driven supply chain that continuously improves on the **carbon reduction imperative**.

Eight Solutions, Eight Low Carbon Footprints



1. IVS INTELLIGENT VARIABLE SPEED BOOSTER SYSTEM

A building owner installed an IVS Booster System to supply constant pressure to the uppermost floors of the building and to counter varying usage and irregular city water pressure.

This eliminated the need for energy-wasting, pressure-reducing valves that are standard on constant speed booster systems.



2. VERTICAL IN-LINE PUMPS OPERATING IN PARALLEL

A large condominium in Florida recently underwent a retrofit, replacing two horizontal split-case pumps with two 50hp, 50% duty Vertical In-Line pumps that operate in parallel with 80% redundancy. The condo building is now using one pump exclusively and **saving \$40,000 a year in energy costs.**




3. IVS INTELLIGENT VARIABLE SPEED PUMP

Devon County Council installed IVS (Intelligent Variable Speed) technology in six educational buildings to reduce their carbon footprints and operating costs. Thanks to the Armstrong IVS Technology, the Exeter schools are **keeping energy consumption to a minimum.** They are operating at a reduced speed with more accurate control, which means greater comfort for building occupants, and a long, reliable equipment lifespan.



4. IPS INTEGRATED PUMPING SYSTEM

The AROS Origin project team made it a priority to select HVAC equipment which minimizes the carbon footprint of the new data center building, while maintaining the correct environmental conditions for large-scale computing equipment that operates on a 24/7 basis. **Energy savings of up to 47.5% in these systems are achieved** by incorporating variable speed drive pumps with IPS pump control, instead of a constant speed, constant volume system.




5.



FREE COOLING AND VARIABLE FLOW PLATE HEAT EXCHANGER SYSTEMS

In the prestigious 66 story high rise building on Lexington Avenue in New York City, an Armstrong high pressure S96 plate heat exchanger reduces cooling costs. Energy calculations show a potential of **25% savings when operating the system in the free cooling mode** under typical seasonal temperatures. The resulting occupant comfort also means lower turnover rates.

6.



ULTRA-EFFICIENT CHILLED WATER INTEGRATED PLANT PACKAGE (IPP)

This IPP installation for a San Diego medical centre **exceeded the specification for energy efficiency, averaging a 0.566 kW/ton plant efficiency**. The plant has also remained within the lowest operating efficiency criteria of 0.75 kW/ton.

7.



ULTRA-EFFICIENT CHILLED WATER INTEGRATED PLANT CONTROL (IPC)

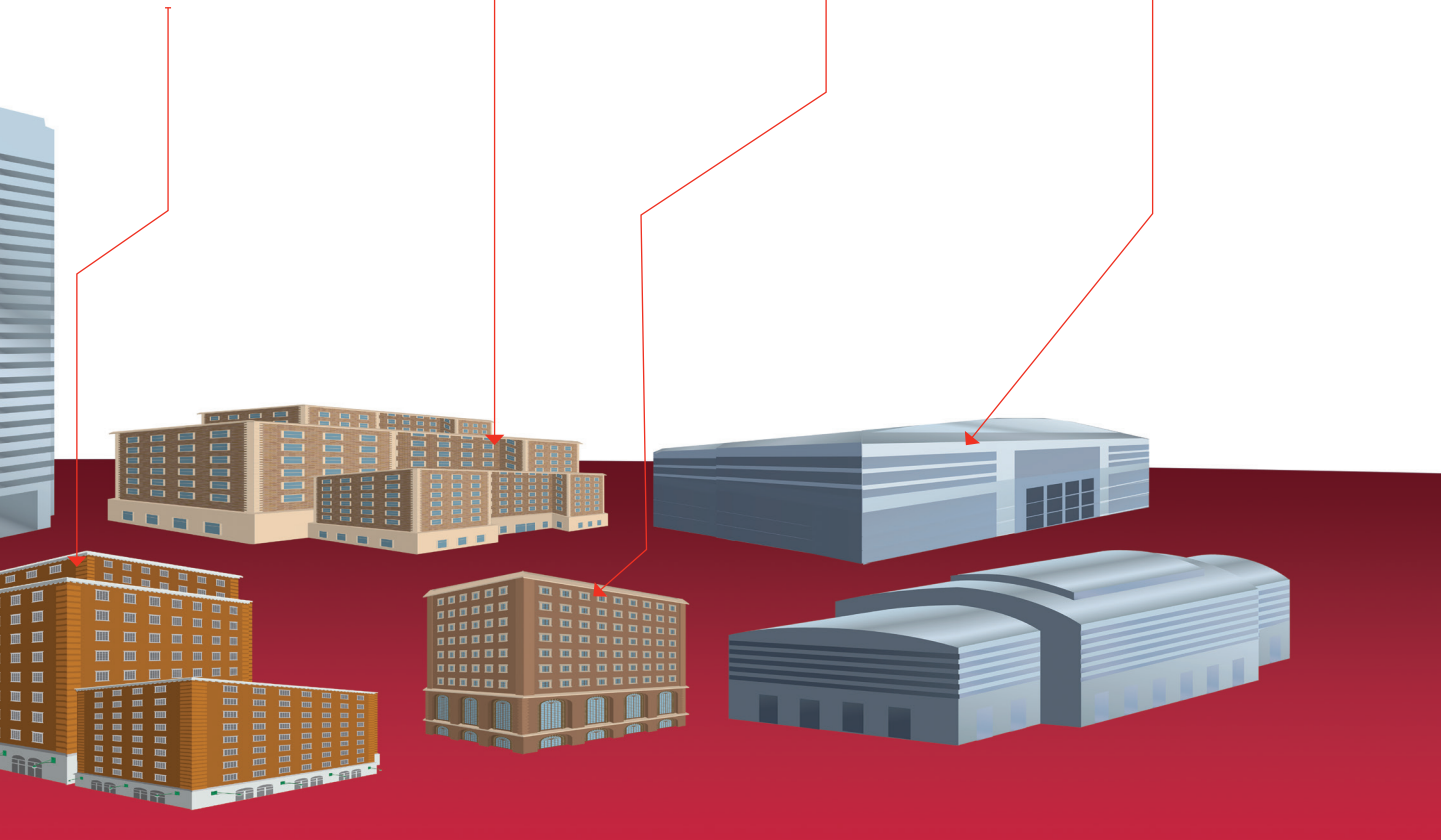
This IPC installation for Humber College provided **energy savings of over 48%**, with net annual savings estimated at 1,500,000 kWh.

8.



ARMSTRONG E-SERIES CIRCULATOR

Compared to a standard wet rotor circulator, the E-series Circulator will **save up to 18% in energy costs** for the life of the pump. It also includes the ability to, in the future, repair rather than replace. This offers additional cost savings, an even lower carbon footprint, and better landfill avoidance.



ARMSTRONG FLUID TECHNOLOGY STATEMENT AGAINST FORCED LABOUR AND CHILD LABOUR:

Despite prohibition under international law, instances of forced labour and child labour are still widespread in supply chains around the world. In response, governments have implemented stricter rules and regulations. Armstrong Fluid Technology has made a commitment to uphold ethical and sustainable practices throughout our global supply chains:

<https://armstrongfluidtechnology.com/en/about-armstrong/who-we-are/corporate-statements>



REGULATORY COMPLIANCE COMMITMENTS

Armstrong Fluid Technology has made a commitment to conduct due diligence on the goods and materials supplied by third-party vendors. Complex products such as Armstrong fluid engineered products are made from parts and materials taken from many sources, and it is important that we perform adequate due diligence on the internal controls of our direct suppliers to gain visibility into how they perform their own supply chain due diligence. This is known as **third-party due diligence**. We currently survey our supply chain for declarations on REACH, RoHS, PFAS and Conflict Minerals.



TORONTO

23 BERTRAND AVENUE,
TORONTO, ONTARIO,
CANADA, M1L 2P3
+1 416 755 2291

BUFFALO

93 EAST AVENUE, NORTH
TONAWANDA, NEW YORK,
USA, 14120-6594
+1 716 693 8813

DROITWICH SPA

POINTON WAY, STONEBRIDGE CROSS
BUSINESS PARK, DROITWICH SPA,
WORCESTERSHIRE,
UNITED KINGDOM, WR9 0LW
+44 121 550 5333

MANCHESTER

WOLVERTON STREET, MANCHESTER
UNITED KINGDOM, M11 2ET
+44 161 223 2223

BANGALORE

#18, LEWIS WORKSPACE, 3RD FLOOR,
OFF MILLERS - NANDIDURGA ROAD,
JAYAMAHAL CBD, BENSON TOWN,
BANGALORE, INDIA 560 046
+91 80 4906 3555

SHANGHAI

UNIT 903, 888 NORTH SICHUAN RD.
HONGKOU DISTRICT, SHANGHAI
CHINA, 200085
+86 21 5237 0909

BEIJING

ROOM 1612, NANYIN BUILDING NO.2
NORTH EAST THRID RING ROAD
CHAOYANG DISTRICT, BEIJING,
CHINA 100027
+86 21 5237 0909

SÃO PAULO

RUA JOSÉ SEMIÃO RODRIGUES
AGOSTINHO, 1370 GALPÃO 6 EMBU
DAS ARTES, SAO PAULO, BRAZIL
+55 11 4785 1330

LYON

93 RUE DE LA VILLETTE
LYON, 69003 FRANCE
+33 4 26 83 78 74

DUBAI

JAFZA VIEW 19, OFFICE 402
P.O. BOX 18226 JAFZA,
DUBAI - UNITED ARAB EMIRATES
+971 4 887 6775

JIMBOLIA

STR CALEA MOTILOR NR. 2C
JIMBOLIA 305400, JUD.TIMIS
ROMANIA
+40 256 360 030

FRANKFURT

WESTERBACHSTRASSE 32,
D-61476 KRONBERG IM TAUNUS
GERMANY
+49 6173 999 77 55



To find out more about
our sustainability journey visit:

our-sustainability-vision

<http://armstrongfluidtechnology.com/SustainabilityVision>

Contact:

sustainability@armstrongfluidtechnology.com