

CONTINUOUS OPTIMIZATION
MADE MEASURABLE

ENVELOPE CORE

Provides transparency into how Design Envelope equipment is performing. Operate with confidence.



What is Envelope Core?

Envelope Core is a cloud-based service that connects to Design Envelope equipment to deliver **real-time visibility, fault detection and diagnostics, and energy efficiency intelligence**. It provides continuous insights into equipment performance.

Built to support lifetime optimization, Envelope Core enables **data-driven decisions at the equipment level**, improving reliability, efficiency, and lifecycle performance.

What Envelope Core Does

Turn equipment operating data into actionable performance insight.

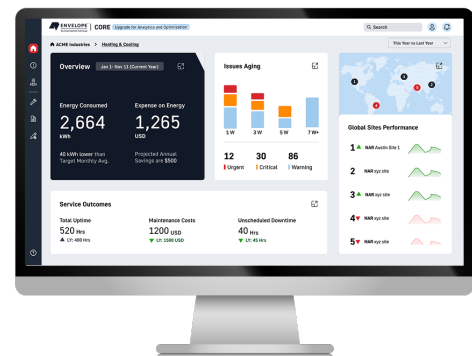
Real-time equipment performance tracking

Automated fault detection and diagnostics

Predictive maintenance intelligence

Asset-level performance measurement and verification

Energy and operational reports any time from any device



Explore the Envelope Platform

Wrench App

Commission and manage your Design Envelope equipment


Envelope Advisor

Analyze whole-building HVAC performance and uncover inefficiencies

Envelope Optimizer

Manage your Design Envelope solution with confidence

Visit Envelope to learn more



Who It's For

For teams responsible for equipment performance and system reliability.



Facility Managers

Assess equipment health, receive actionable insights, and reduce downtime through proactive maintenance.



Service Teams

Access diagnostics and performance data remotely to troubleshoot faster and reduce truck rolls and site visits.



Energy Managers & Engineers

Measure and verify equipment-level efficiency and identify opportunities to improve energy savings.



Operations Teams

Ensure systems are running as designed and serviced before they become an emergency, improving reliable operation.

Connected, Insight-Driven Performance Management

Cloud-Based Service


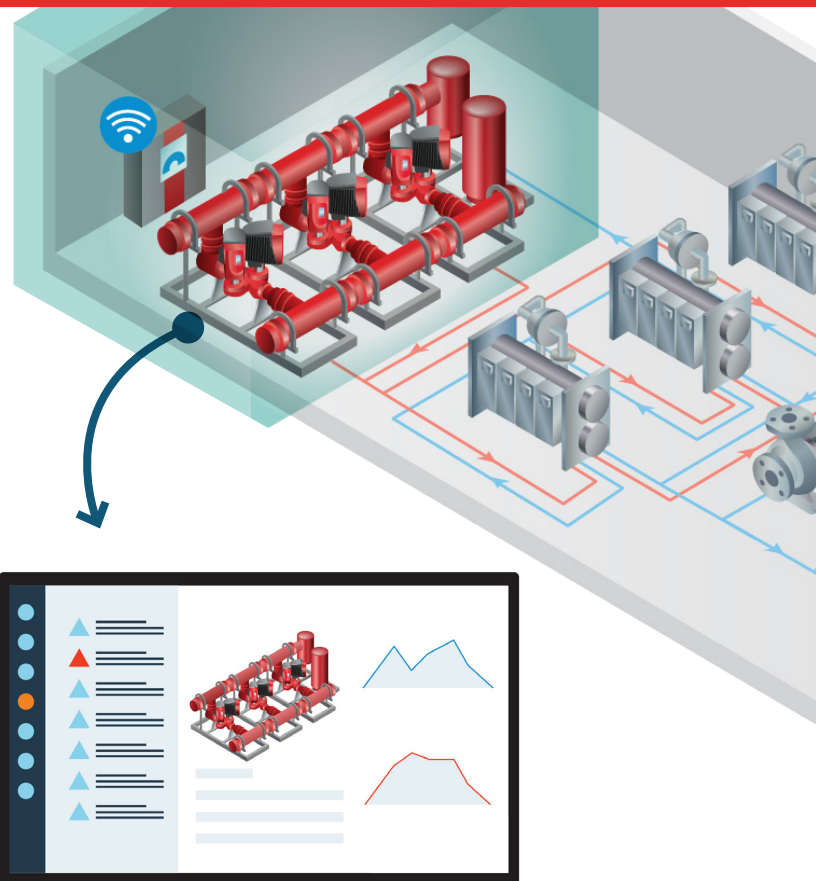
Provides real-time performance insights, fault detection, diagnostics, and automated reporting for Design Envelope products.

Actionable Diagnostics

Includes data-driven actionable insights with integrated ticketing support, and a Parts Kit Search Tool.

Supports Smarter Operation

Supports building operation and maintenance with performance tracking, asset management, and automated fault detection.



Explore Envelope Core

Visit the Core website to learn more