

File No.	6043.138
Date:	August 1, 2000
Supersedes:	6043.138
Date:	December 1, 1997

ARMSTRONG

PARTS LIST

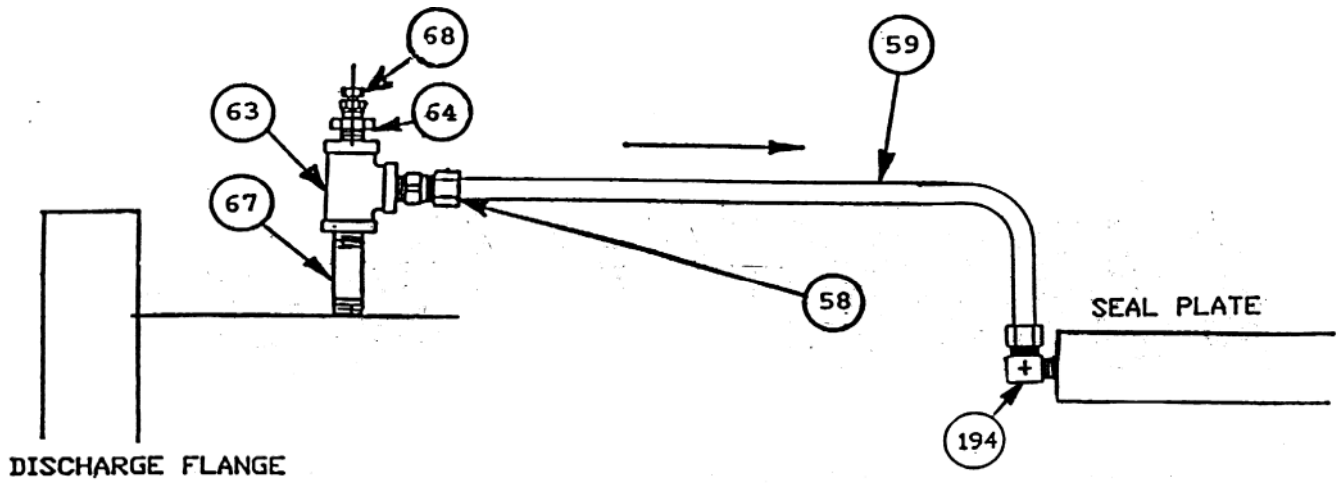
FLUSH LINE OPTIONS

SERIES 4300

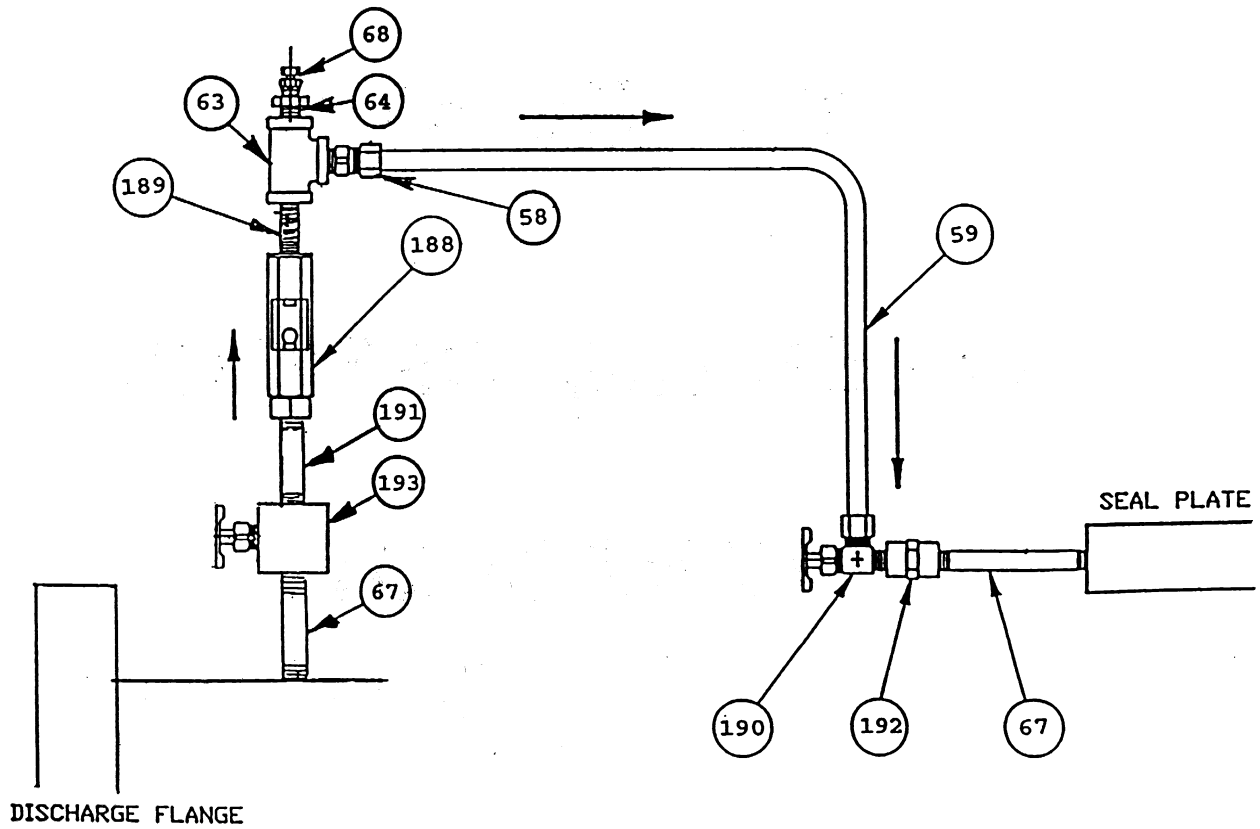
**VERTICAL IN-LINE
SPLIT COUPLER**

ALL GROUPS

STANDARD FLUSH LINE ASSEMBLY 125#/250#

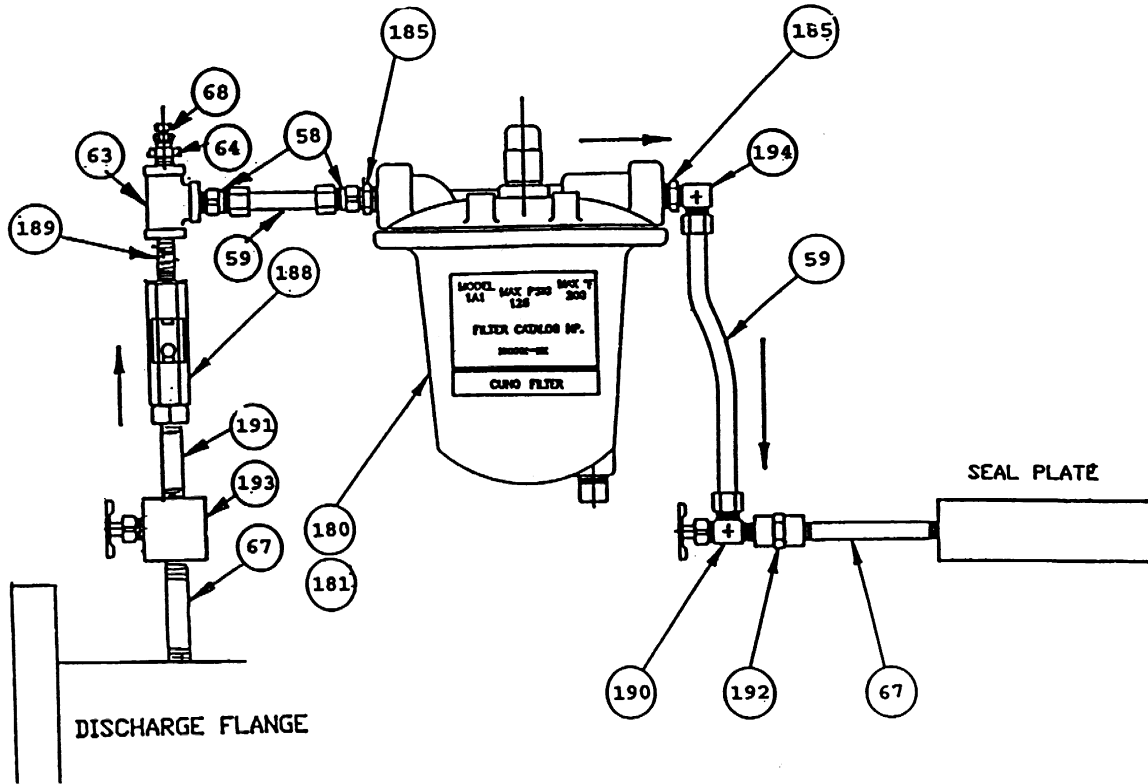


FLUSH LINE ASSEMBLY 125#/250# WITH FLOW INDICATOR

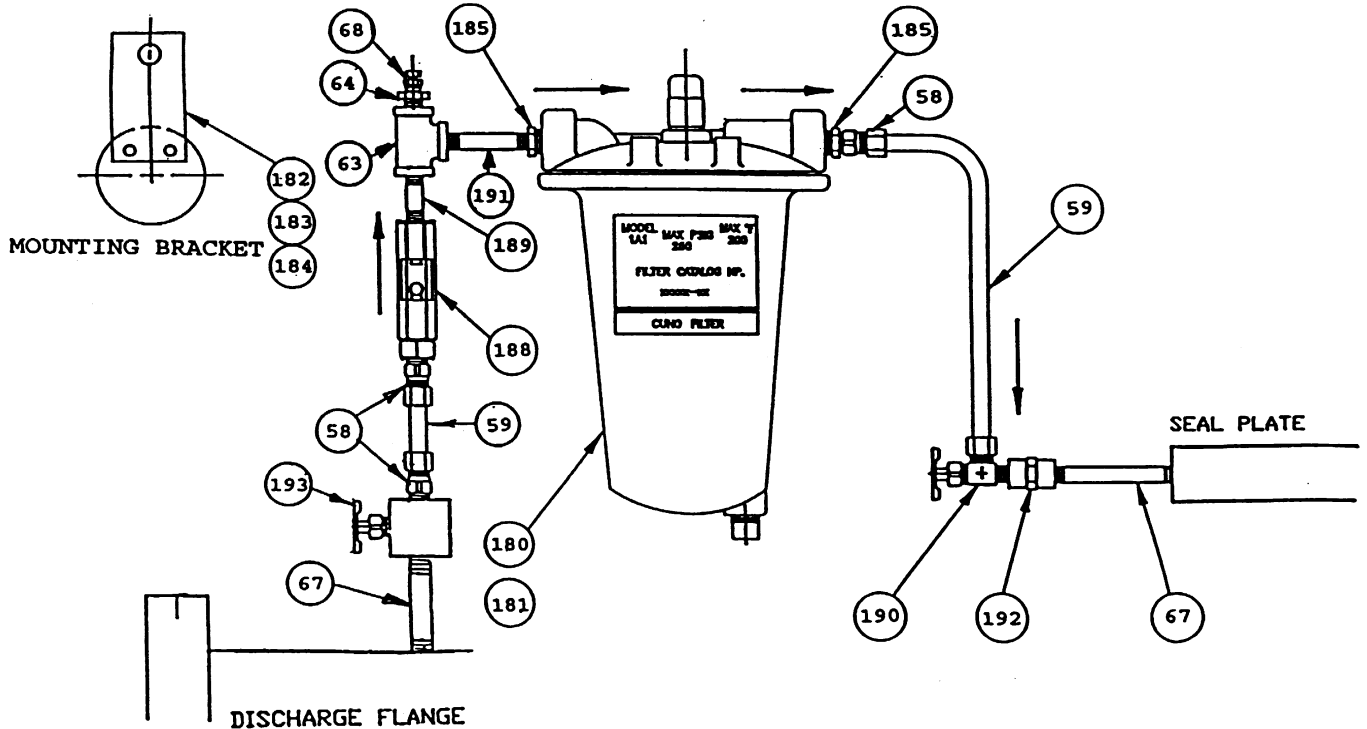


SEE PAGE 4 FOR PART DESCRIPTION

FLUSH LINE ASSEMBLY 125# WITH FILTER AND FLOW INDICATOR

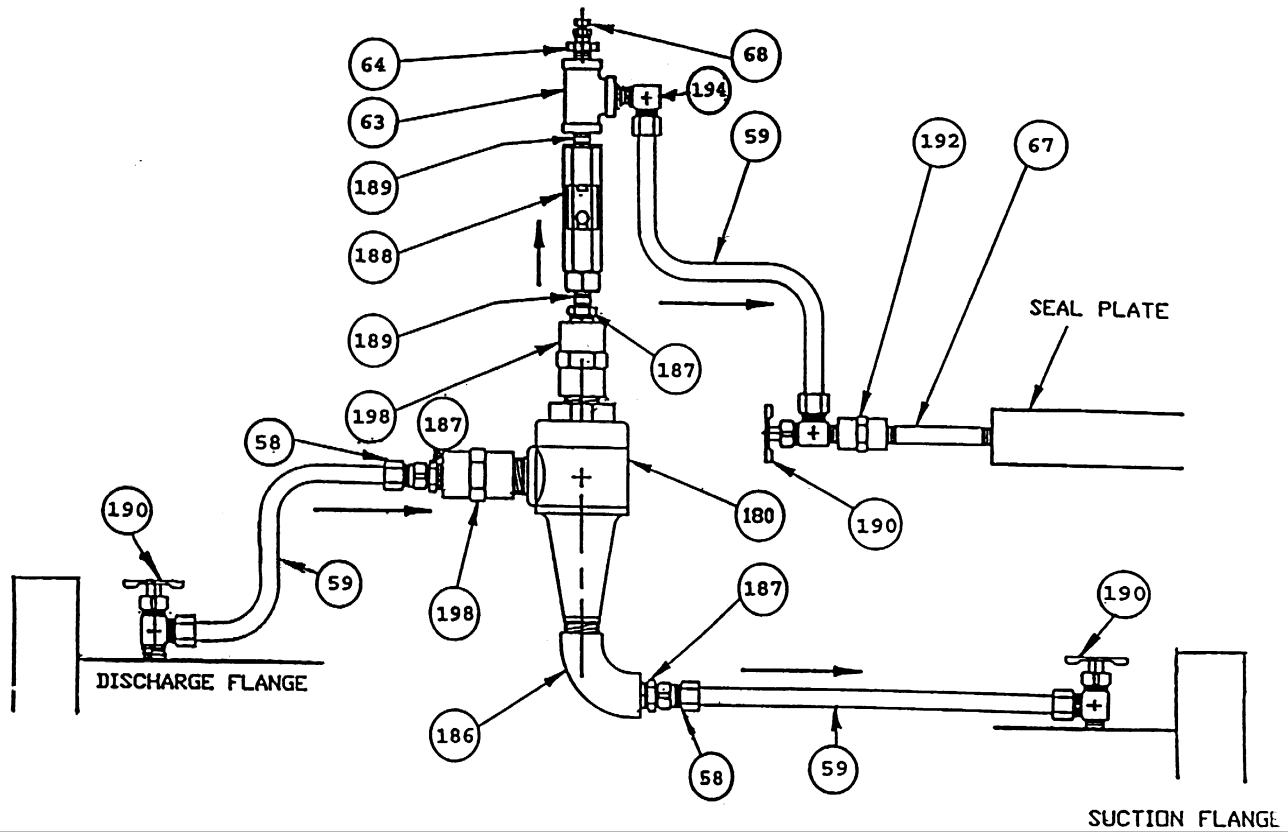


FLUSH LINE ASSEMBLY 250# WITH FILTER AND FLOW INDICATOR



SEE PAGE 4 FOR PART DESCRIPTION

FLUSH LINE ASSEMBLY 125#/250# WITH SEPARATOR AND FLOW INDICATOR



SEE PAGE 4 FOR PART DESCRIPTION

PARTS INDEX

ITEM NO.	DESCRIPTION
58	STRAIGHT MALE CONNECTOR - 3/8" TUBE X 1/4" NPT
59	SEAMLESS TUBING 3/8" O.D. X .035 WALL
63	1/4"NPT TEE
64	HEX BUSHING 1/4" X 1/8" NPT
67	NIPPLE 1/4"NPT X 2 1/2"
68	AIR VENT
180	CUNO FILTER OR CYCLONE SEPARATOR
181	50 MICRON CUNO FILTER CARTRIDGE (INSIDE CUNO FILTER)
182	250# CUNO FILTER MOUNTING BRACKET
183	250# CUNO FILTER MOUNTING BRACKET CAPSCREW
184	250# CUNO FILTER MOUNTING BRACKET CAPSCREW LOCKASHER
185	HEX BUSHING 3/8" X 1/4"NPT
186	1/2"NPT 90 DEGREE ELBOW
187	HEX BUSHING 1/2" X 1/4"NPT
188	1/4"NPT SIGHT FLOW INDICATOR
189	1/4"NPT X CLOSE NIPPLE
190	1/4"NPT 90 DEGREE ANGLE NEEDLE VALVE
191	NIPPLE 1/4"NPT X 1 1/2"
192	1/4"NPT COUPLING
193	1/4"NPT STRAIGHT NEEDLE VALVE
194	90 DEGREE MALE CONNECTOR ELBOW - 3/8" TUBE X 1/4" NPT
198	1/2"NPT COUPLING

VERTICAL IN-LINE - SPLIT COUPLER MODEL 4300 FLUSH LINE OPTIONS

STANDARD FLUSH LINE PARTS					
ITEM NO.	DESCRIPTION	NO. REQ'D	CONSTRUCTION	PART NUMBER	BAR CODE
58	MALE STRAIGHT CONN. 3/8" TUBE X 1/4"NPT	1	AB - BF - DBF	939001-114	
			AI - DI	939001-314	
59	TUBING 3/8"OD X .035 WALL	12"	AB - BF - DBF	997531-004	
			AI - DI	997153-004	
63	TEE 1/4" NPT	1	AB - BF - DBF	935101-001	
			AI - DI	931101-101	
64	BUSHING 1/4" MNPT X 1/8" FNPT	1	AB - BF - DBF	935123-050	
			AI - DI	931123-150	
67	NIPPLE 1/4" NPT X 2 1/2" NPT	1	AB - BF - DBF	938103-001	
			AI - DI	938003-101	
68	AIR VENT	1	AB - BF - DBF	939018-101	
			AI - DI	218644-000	
194	MALE 90 DEG. CONN. 3/8" TUBE X 1/4"NPT	1	AB - BF - DBF	939003-109	
			AI - DI	939003-309	

NOTES:

AB - BF - DBF -- DENOTES ALL BRONZE - BRONZE FITTED - DUCTILE BRONZE FITTED

AI - DI ----- DENOTES ALL IRON - DUCTILE IRON

VERTICAL IN-LINE - SPLIT COUPLER MODEL 4300 FLUSH LINE OPTIONS

SIGHT FLOW INDICATOR OPTION

NOTE:THE FOLLOWING PARTS ARE IN ADDITION TO THE STANDARD FLUSH LINE PARTS

ITEM NO.	DESCRIPTION	NO. REQ'D	CONSTRUCTION	PART NUMBER	BAR CODE
67	NIPPLE 1/4" NPT X 2 1/2" NPT	1	AB - BF - DBF	938103-001	
			AI - DI	938003-101	
188	FLOW INDICATOR 1/4"NPT	1	ALL	975000-102	
189	CLOSE NIPPLE 1/4" NPT	1	AB - BF - DBF	938100-001	
			AI - DI	938000-101	
190	90 DEG. ANGLE VALVE 3/8" TUBING X 1/4" NPT	1	AB - BF - DBF	939006-106	
			AI - DI	939006-306	
191	NIPPLE 1/4" X 1 1/2" NPT	1	AB - BF - DBF	938101-001	
			AI - DI	938001-101	
192	COUPLING HEX 1/4" NPT	1	AB - BF - DBF	939016-102	
			AI - DI	939016-202	
193	STRAIGHT NEEDLE VALVE 1/4" NPT	1	AB - BF - DBF	939008-102	
			AI - DI	939008-302	

VERTICAL IN-LINE - SPLIT COUPLER MODEL 4300 FLUSH LINE OPTIONS

FLUSH LINE 125# CUNO FILTER OPTION

NOTE:THE FOLLOWING PARTS ARE IN ADDITION TO THE STANDARD FLUSH LINE PARTS

ITEM NO.	DESCRIPTION	NO. REQ'D	CONSTRUCTION	PART NUMBER	BAR CODE
67	NIPPLE 1/4" NPT X 2 1/2" NPT	1	AB - BF - DBF	938103-001	
			AI - DI	938003-101	
180	125# CUNO FILTER HSG.	1	ALL	975000-200	
181	FILTER CARTRIDGE	1	ALL	975000-300	
185	BUSHING 3/8" MNPT X 1/4" FNPT	2	AB - BF - DBF	935123-052	
			AI - DI	931123-152	
188	FLOW INDICATOR 1/4"NPT	1	ALL	975000-102	
189	CLOSE NIPPLE 1/4" NPT	1	AB - BF - DBF	938100-001	
			AI - DI	938000-101	
190	90 DEG. ANGLE VALVE 3/8" TUBING X 1/4" MNPT	1	AB - BF - DBF	939006-106	
			AI - DI	939006-306	
191	NIPPLE 1/4" X 1 1/2" NPT	1	AB - BF - DBF	938101-001	
			AI - DI	938001-101	
192	COUPLING HEX 1/4" NPT	1	AB - BF - DBF	939016-102	
			AI - DI	939016-202	
193	STRAIGHT NEEDLE VALVE 1/4" FNPT	1	AB - BF - DBF	939008-102	
			AI - DI	939008-302	
194	MALE 90DEG ANGLE CONN. 3/8" TUBE X 1/4"NPT	2	AB - BF - DBF	939003-109	
			AI - DI	939003-309	

VERTICAL IN-LINE - SPLIT COUPLER MODEL 4300 FLUSH LINE OPTIONS

FLUSH LINE 250# CUNO FILTER OPTION					
NOTE:THE FOLLOWING PARTS ARE IN ADDITION TO THE STANDARD FLUSH LINE PARTS					
ITEM NO.	DESCRIPTION	NO. REQ'D	CONSTRUCTION	PART NUMBER	BAR CODE
58	MALE STRAIGHT CONN. 3/8" TUBE X 1/4"NPT	1	AB - BF - DBF	939001-114	
			AI - DI	939001-314	
67	NIPPLE 1/4" NPT X 2 1/2" NPT	1	AB - BF - DBF	938103-001	
			AI - DI	938003-101	
180	250# CUNO FILTER HSG.	1	ALL	975000-201	
181	FILTER CARTRIDGE	1	ALL	975000-301	
182	FILTER MTG. BRACKET	1	ALL	428676-001	
183	CAPSCREW	2	ALL	911117-104	
184	LOCKWASHER	2	ALL	927209-100	
185	BUSHING 3/8" MNPT X 1/4" FNPT	2	AB - BF - DBF	935123-052	
			AI - DI	931123-152	
188	FLOW INDICATOR 1/4"NPT	1	ALL	975000-102	
189	CLOSE NIPPLE 1/4" NPT	1	AB - BF - DBF	938100-001	
			AI - DI	938000-101	
190	90 DEG. ANGLE VALVE 3/8" TUBING X 1/4" MNPT	1	AB - BF - DBF	939006-106	
			AI - DI	939006-306	
191	NIPPLE 1/4" X 1 1/2" NPT	1	AB - BF - DBF	938101-001	
			AI - DI	938001-101	
192	COUPLING HEX 1/4" NPT	1	AB - BF - DBF	939016-102	
			AI - DI	939016-202	
193	STRAIGHT NEEDLE VALVE 1/4" FNPT	1	AB - BF - DBF	939008-102	
			AI - DI	939008-302	

VERTICAL IN-LINE - SPLIT COUPLER MODEL 4300 FLUSH LINE OPTIONS

FLUSH LINE - SEPARATOR OPTION					
NOTE:THE FOLLOWING PARTS ARE IN ADDITION TO THE STANDARD FLUSH LINE PARTS					
ITEM NO.	DESCRIPTION	NO. REQ'D	CONSTRUCTION	PART NUMBER	BAR CODE
180	SEPARATOR 1/2"NPT	1	ALL	975000-500	
186	ELBOW - 90 DEG. 1/2"NPT	1	AB - BF - DBF	935100-003	
			AI - DI	931100-103	
187	BUSHING - HEX 1/2" X 1/4"NPT	1	AB - BF - DBF	935123-054	
			AI - DI	931123-154	
188	FLOW INDICATOR 1/4"NPT	1	ALL	975000-102	
189	CLOSE NIPPLE 1/4" NPT	1	AB - BF - DBF	938100-001	
			AI - DI	938000-101	
190	90 DEG. ANGLE VALVE 3/8" TUBING X 1/4" MNPT	1	AB - BF - DBF	939006-106	
			AI - DI	939006-306	
192	COUPLING HEX 1/4" NPT	1	AB - BF - DBF	939016-102	
			AI - DI	939016-202	
194	MALE 90DEG ANGLE CONN. 3/8" TUBE X 1/4"NPT	2	AB - BF - DBF	939003-109	
			AI - DI	939003-309	
198	COUPLING 1/2" NPT	1	AB - BF - DBF	935104-003	
			AI - DI	931124-154	