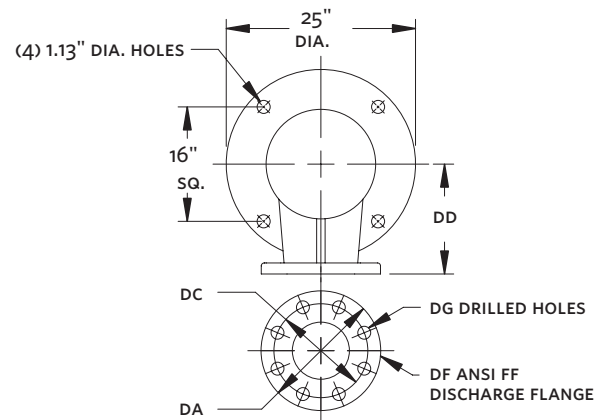
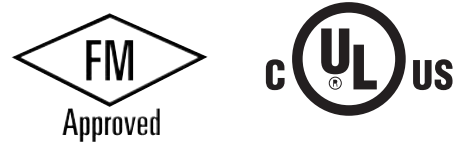


VERTICAL TURBINE ELECTRIC FIRE PUMP | 10×15H VTF WITH 10×16.5 CAST IRON HEAD | SUBMITTAL

File No: F51.524
Date: APRIL 28, 2025
Supersedes: F51.524
Date: AUGUST 15, 2005

Job: _____ Representative: _____
 _____ Order no.: _____ Date: _____
 Engineer: _____ Submitted by: _____ Date: _____
 Contractor: _____ Approved by: _____ Date: _____

Model: 10 × 15H VTF **Discharge head:** 10 × 16.5 A
rpm: 1770 Water lube **2000 gpm:** _____ T.D.H
 FM UL NFPA-20 only Approval Construction
Motor: _____ **HP:** _____
Volt: _____ **pH:** _____
Hz: _____
 Controller model: _____

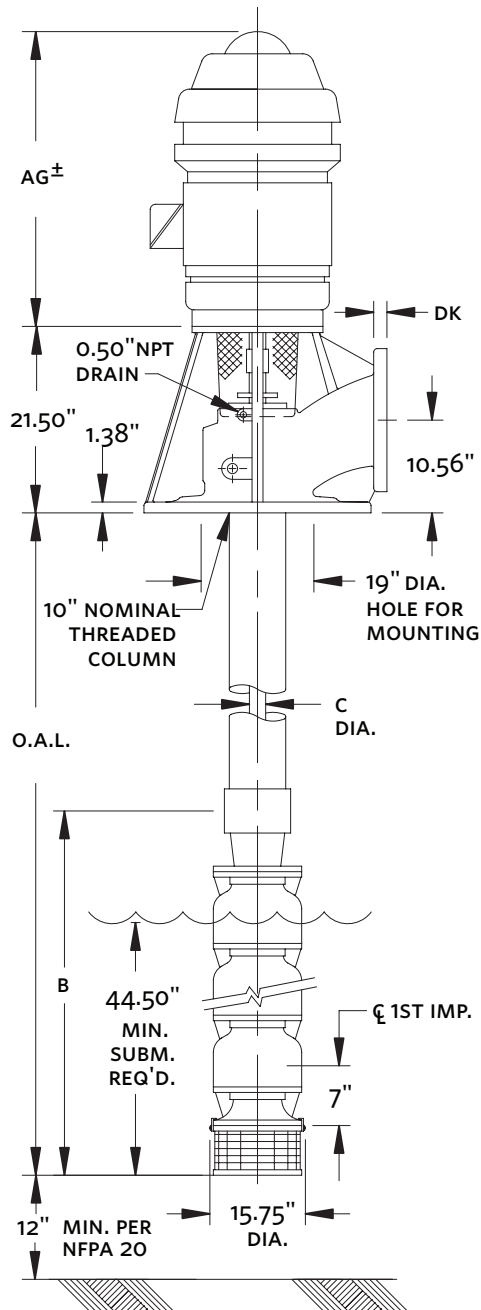


PRESS RATE	DISCHARGE FLANGE inch (mm)					
	DA	DC	DD	DF	DG	DK
125 #	16.00 (381)	14.25 (362)	14.00 (356)	10.00 (254)	1.00 (25)	1.19 (30)
250#	17.50 (445)	15.25 (387)	14.69 (373)	10.00 (254)	1.13 (29)	1.88 (48)

NO OF STG'S	DISCHARGE SIZE inch (mm)	RATING	DIMENSION inch (mm)		
			AG*	B	C
2	10.00 (254)	125	53.44 (1357)	56.75 (1442)	1.50 (38)
3	10.00 (254)	125	53.44 (1357)	70.25 (1784)	1.50 (38)
3	10.00 (254)	125	61.88 (1572)	70.25 (1784)	1.69 (43)
3	10.00 (254)	125	61.88 (1572)	70.25 (1784)	1.94 (49)
4	10.00 (254)	250	61.88 (1572)	83.75 (2127)	1.94 (49)
5	10.00 (254)	250	61.88 (1572)	97.25 (2470)	1.94 (49)

NOTES

- Dimensions are in inches unless otherwise indicated.
- When motor is oil lubricated, oil is not furnished. See operation manual for manufacturer's recommendations.
- Not to be used for construction unless certified.
- * Dimension based on motor height of a standard WP-I Hollow shaft motor. Subject to change depending on motor mfg. and/or the use of a motor adaptor.



TORONTO
+1 416 755 2291

BUFFALO
+1 716 693 8813

DROITWICH SPA
+44 8444 145 145

MANCHESTER
+44 8444 145 145

BANGALORE
+91 80 6510 3555

SHANGHAI
+86 21 5237 0909

BEIJING
+86 21 5237 0909

SÃO PAULO
+55 11 4785 1330

LYON
+33 4 20 10 26 21

DUBAI
+971 4 887 6775

JIMBOLIA
+40 256 360 030

FRANKFURT
+49 6173 999 77 55