

## VERTICAL TURBINE DIESEL FIRE PUMP | 10×16M VTF WITH 10×16½ CAST IRON HEAD | SUBMITTAL

File No: F51.628  
Date: APRIL 10, 2025  
Supersedes: F51.628  
Date: JULY 15, 2013

Job: \_\_\_\_\_ Representative: \_\_\_\_\_

\_\_\_\_\_ Order no.: \_\_\_\_\_ Date: \_\_\_\_\_

Engineer: \_\_\_\_\_ Submitted by: \_\_\_\_\_ Date: \_\_\_\_\_

Contractor: \_\_\_\_\_ Approved by: \_\_\_\_\_ Date: \_\_\_\_\_

**Model:** 10×16M VTF      **Discharge head:** 10×16½ A

**RPM:** 1770 Water lube

**2500 GPM:** \_\_\_\_\_ T.D.H

- FM       UL       NFPA-20 only
- Approval     Construction
- Engine model: \_\_\_\_\_
- Ragd model: \_\_\_\_\_
- Shaft model: \_\_\_\_\_
- Controller model: \_\_\_\_\_

### NOTES

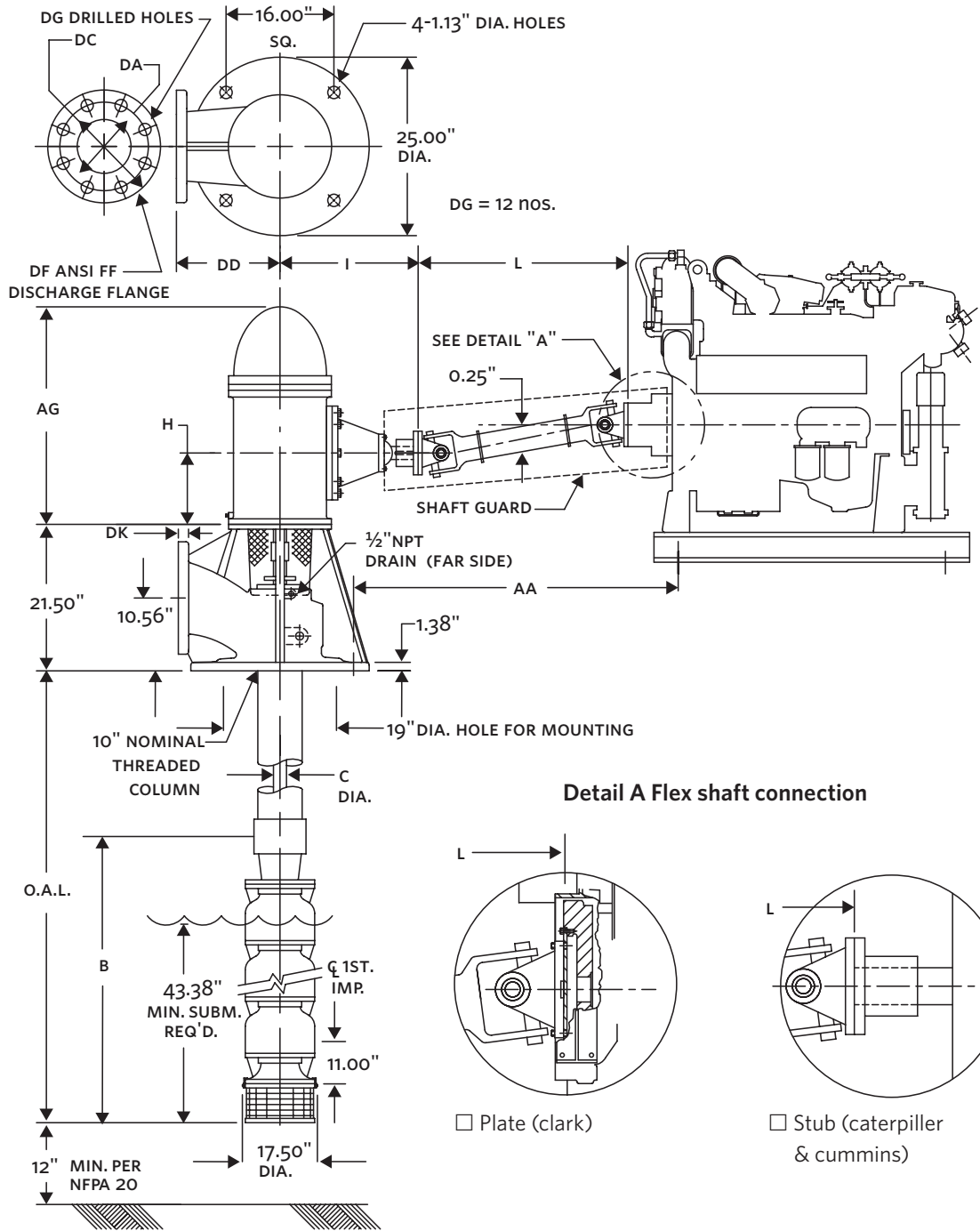
- Dimension based on randolph gear drive. May vary when driver adaptor is required.
- Dimensions are in inches unless otherwise indicated.
- Engine to base mounting and cooling loop to be field installed and plumbed.
- Engine oil & anti freeze/coolant may not be included.
- Gear shipped filled with oil. Check level before installation.
- Refer dwg. no. \_\_\_\_\_ for Engine dimensions.
- Not to be used for construction unless certified.

PRESS RATE	DISCHARGE FLANGE INCH (mm)					
	DA	DC	DD	DF	DG	DK
125 #	16.00 (381)	14.25 (362)	14.00 (356)	10.00 (254)	1.00 (25)	1.19 (30)
250#	17.50 (445)	15.25 (387)	14.69 (373)	10.00 (254)	1.13 (29)	1.88 (48)



NO OF STG'S	DISCHARGE SIZE	RATING	RAGD	AG*	B	C	H*	I*	L	AA
	INCH (mm)		HP	INCH (mm)						
2	10.00 (254)	125	150-200	34.00 (864)	57.13 (1451)	1.50 (38)	13.75 (349)	20.94 (532)	—	—
3	10.00 (254)	125	250	34.00 (864)	90.13 (2289)	1.50 (38)	13.75 (349)	21.75 (553)	—	—
3	10.00 (254)	125	250-300	34.00 (864)	70.13 (1781)	1.69 (43)	13.75 (349)	21.75 (553)	—	—
4	10.00 (254)	250	300	34.00 (864)	83.13 (2112)	1.94 (49)	13.75 (349)	21.75 (553)	—	—
4	10.00 (254)	250	350-400	36.00 (914)	83.13 (2112)	1.94 (49)	13.75 (349)	21.75 (553)	—	—
5	10.00 (254)	250	400	36.00 (914)	96.13 (2442)	1.94 (49)	13.75 (349)	21.75 (553)	—	—
5	10.00 (254)	250	500	45.44 (1154)	96.13 (2442)	1.94 (49)	18.75 (476)	28.00 (711)	—	—

\* Dimension based on randolph gear drive. May vary when driver adaptor is required.



TORONTO  
+1 416 755 2291

BUFFALO  
+1 716 693 8813

DROITWICH SPA  
+44 8444 145 145

MANCHESTER  
+44 8444 145 145

BANGALORE  
+91 80 4906 3555

SHANGHAI  
+86 21 5237 0909

BEIJING  
+86 21 5237 0909

SÃO PAULO  
+55 11 4785 1330

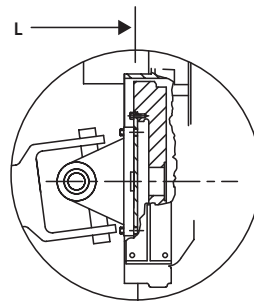
LYON  
+33 4 20 10 26 21

DUBAI  
+971 4 887 6775

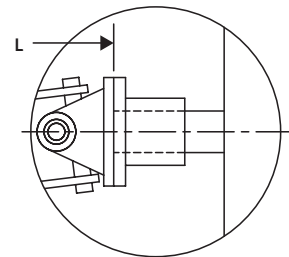
JIMBOLIA  
+40 256 360 030

FRANKFURT  
+49 6173 999 77 55

Detail A Flex shaft connection



□ Plate (clark)



□ Stub (caterpillar & cummins)