

## DESIGN ENVELOPE 4200H | END SUCTION BASE MOUNTED SPLIT-COUPLED | 2506-015.0 | SUBMITTAL

File No: 100,3226  
Date: APRIL 18, 2016  
Supersedes: NEW  
Date: NEW

Job: \_\_\_\_\_ Representative: \_\_\_\_\_

Order No: \_\_\_\_\_ Date: \_\_\_\_\_

Engineer: \_\_\_\_\_ Submitted by: \_\_\_\_\_ Date: \_\_\_\_\_

Contractor: \_\_\_\_\_ Approved by: \_\_\_\_\_ Date: \_\_\_\_\_

### PUMP DESIGN DATA

No. of pumps: \_\_\_\_\_ Tag: \_\_\_\_\_

Capacity: \_\_\_\_\_ USgpm (L/s) Head: \_\_\_\_\_ ft (m)

Liquid: \_\_\_\_\_ Viscosity: \_\_\_\_\_

Temperature: \_\_\_\_\_ °F (°C) Specific gravity: \_\_\_\_\_

Suction: 3" (75mm) Flanged

Discharge: 2.5" (60mm) Flanged

UL STD 778 & CSA STD C22.2 NO.108 certified

### MOTOR DESIGN DATA

HP: 15 RPM: 3600 Frame size: 254TC Enclosure: TEFC

Volts: \_\_\_\_\_ Hertz: 60 Hz Phase: 3

Efficiency: NEMA premium 12.12

### MAXIMUM PUMP OPERATING CONDITIONS

#### ANSI 125

175 psig at 140°F (12 bars at 60°C)

100 psig at 300°F (7 bars at 149°C)

#### ANSI 250

375 psig at 100°F (26 bars at 38°C)

275 psig at 300°F (19 bars at 149°C)

- Tolerance of  $\pm 0.125"$  ( $\pm 3$  mm) should be used
- For exact installation, data please write factory for certified dimensions
- Pump equipped with casing drain plug and  $\frac{1}{4}"$  NPT suction and discharge gauge ports

### OPTIONAL EQUIPMENT

### CONTROLS DATA

**Sensorless Control:** Standard

**Minimum system pressure to be maintained:** \_\_\_\_\_ ft (m)\*

**Protocol (standard):**  Modbus RTU  BACnet™ MS/TP  
 Johnson® N2  Siemens® FLN

**Protocol (optional):**  LonWorks®

**Enclosure:**  Indoor - UL TYPE 12

**Fused disconnect switch:**

**EMI/RFI control:** Integrated filter designed to meet EN61800-3

**Harmonic suppression:** Dual DC-link reactors (Equivalent: 5% AC line reactor) Supporting IEEE 519-1992 requirements\*\*

**Cooling:** Fan-cooled through back channel

**Ambient temperature:** -10°C to +45°C up to 1000 meters above sea level (-14°F to +113°F, 3300 ft)

**Analog I/O:** Two current or voltage inputs, one current output

**Digital I/O:** Six programmable inputs (two can be configured as outputs)

**Pulse inputs:** Two programmable

**Relay outputs:** Two programmable

**Communication port:** 1-RS485, 1-USB

\*If minimum maintained system pressure is not known: Default to 40% of design head

\*\*The IVS 102 drive is a low harmonic drive via built-in DC line reactors. This does not guaranty performance to any system wide harmonic specification or the costs to meet a system wide specification. If supplied with the system electrical details, Armstrong will run a computer simulation of the system wide harmonics. If system harmonic levels are exceeded Armstrong can also recommend additional harmonic mitigation and the costs for such mitigation.

### MECHANICAL SEAL DATA

**Seal type:** AB2

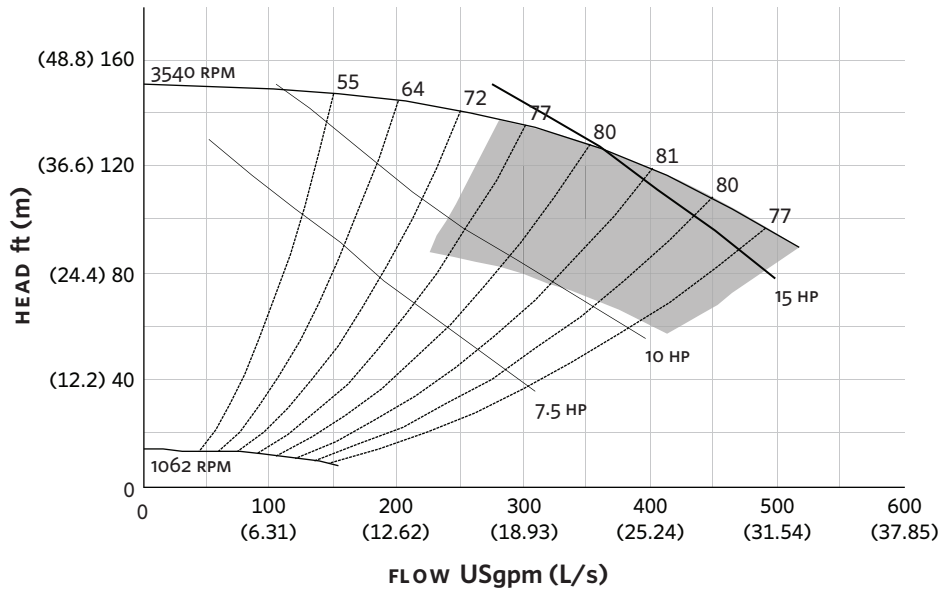
**Stationary seat:** Sintered silicon carbide

**Secondary seal:** Viton

**Rotating hardware:** Stainless steel

**Spring:** Stainless steel

**EXTENDED SPEED**



Performance curves are for reference only.  
Confirm current performance data with Armstrong ACE Online selection software.

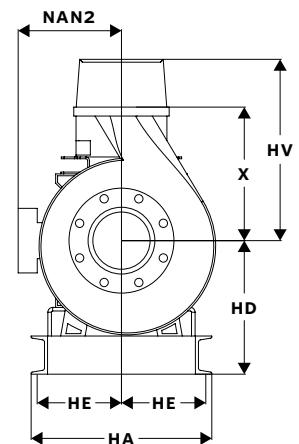
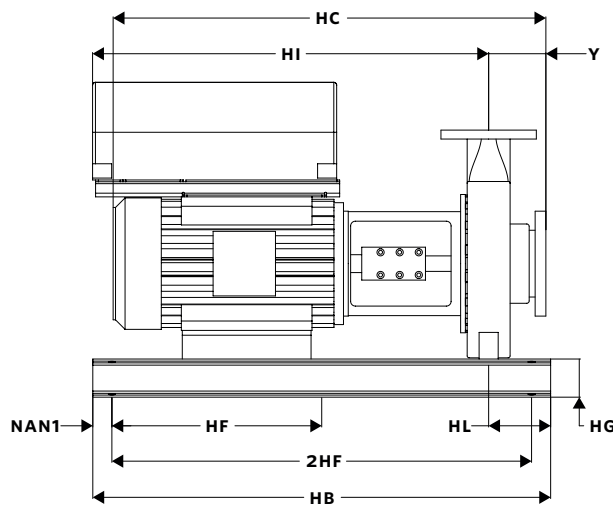
**DIMENSION DATA**

**INDOOR**  
(UL TYPE 12/ODP)

- Frame size:** 254TC
- Size:** 3×2.5×6
- HP:** 15
- RPM:** 3600
- HA:** 16.00 (406)
- HB:** 40.00 (1016)
- HC:** 36.60 (930)
- HD:** 9.25 (235)
- HE:** 7.37 (187)
- HF:** 18.00 (457)
- 2HF:** 36.00 (914)
- HG:** 3.00 (76)
- HI:** 31.81 (808)
- HL:** 4.50 (114)
- HV:** 17.67 (449)
- NAN1:** 2.00 (51)
- NAN2:** 10.10 (257)
- x:** 8.25 (210)
- y:** 4.00 (102)
- Weight:** 485 (219.8)

Dimensions - inch (mm)  
Weight - lbs (kg)

**INDOOR**



TORONTO  
+1 416 755 2291

BUFFALO  
+1 716 693 8813

BIRMINGHAM  
+44 (0) 8444 145 145

MANCHESTER  
+44 (0) 8444 145 145

BANGALORE  
+91 (0) 80 4906 3555

SHANGHAI  
+86 21 3756 6696

SÃO PAULO  
+55 11 4781 5500